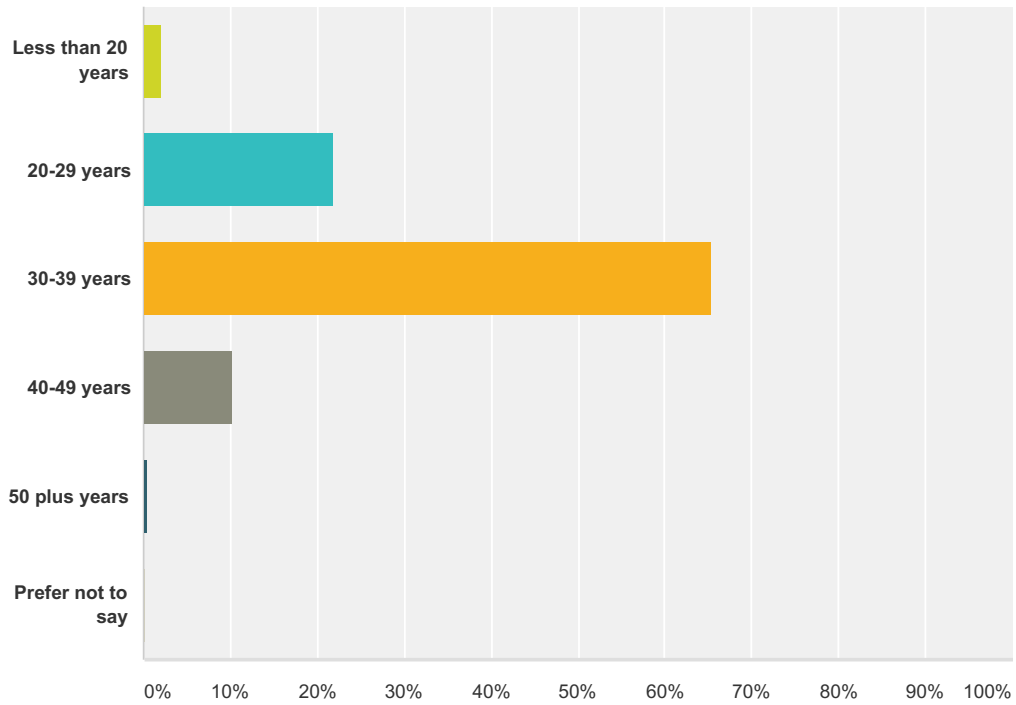


### Q1 What is your age?

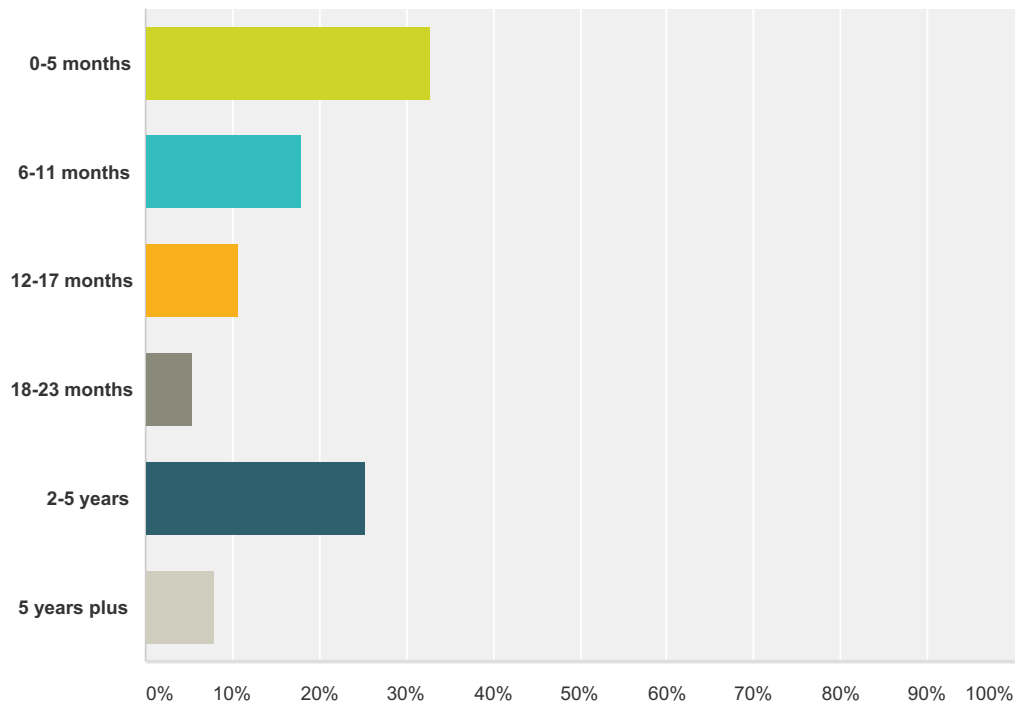
Answered: 619 Skipped: 2



Answer Choices	Responses
Less than 20 years	2.10% 13
20-29 years	21.97% 136
30-39 years	65.27% 404
40-49 years	10.18% 63
50 plus years	0.32% 2
Prefer not to say	0.16% 1
<b>Total</b>	<b>619</b>

## Q2 What age is the child with reflux disease?

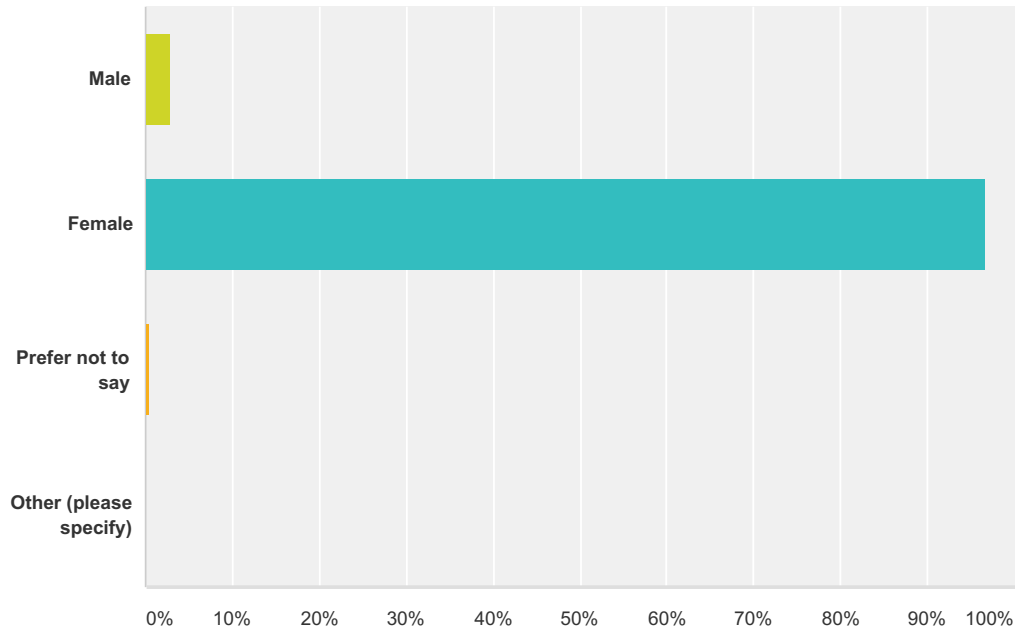
Answered: 619 Skipped: 2



Answer Choices	Responses
0-5 months	32.79% 203
6-11 months	17.93% 111
12-17 months	10.66% 66
18-23 months	5.33% 33
2-5 years	25.36% 157
5 years plus	7.92% 49
<b>Total</b>	<b>619</b>

### Q3 What is your gender?

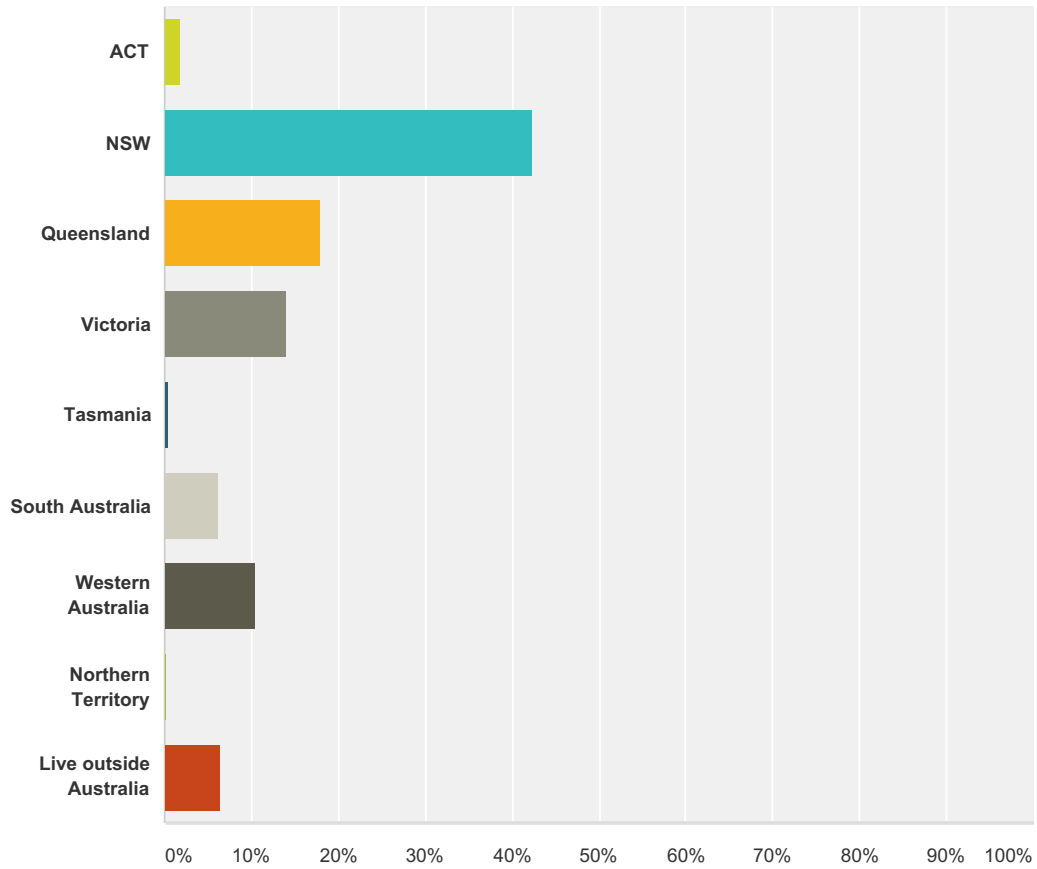
Answered: 615 Skipped: 6



Answer Choices	Responses	
Male	2.93%	18
Female	96.75%	595
Prefer not to say	0.33%	2
Other (please specify)	0.00%	0
<b>Total</b>		<b>615</b>

### Q4 What State do you live in?

Answered: 612 Skipped: 9



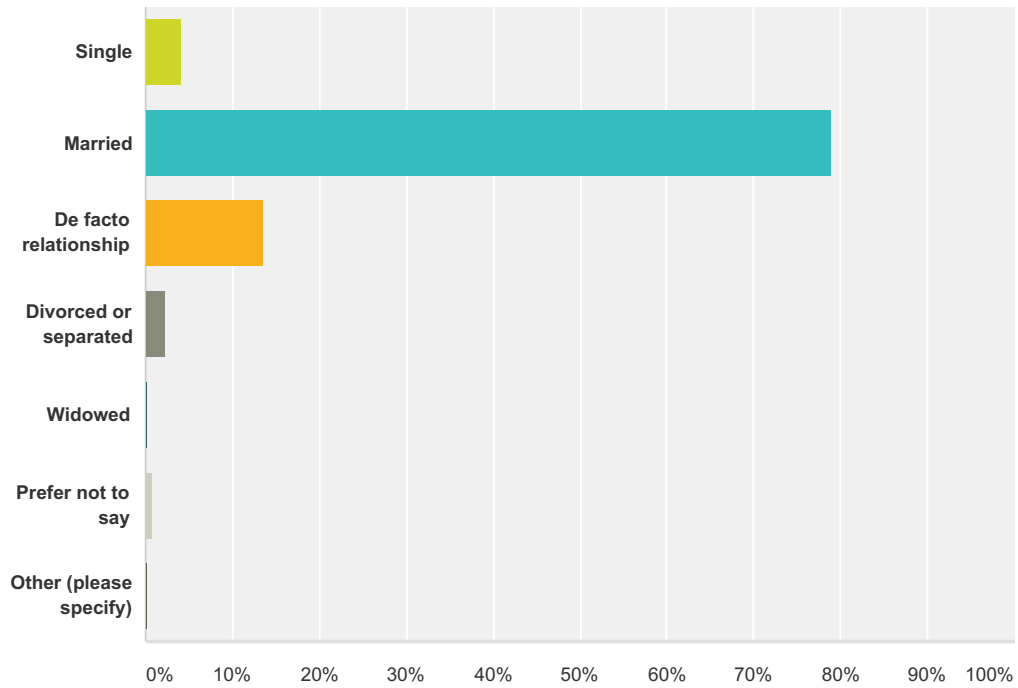
Answer Choices	Responses	
ACT	1.96%	12
NSW	42.32%	259
Queensland	17.97%	110
Victoria	13.89%	85
Tasmania	0.49%	3
South Australia	6.21%	38
Western Australia	10.46%	64
Northern Territory	0.16%	1
Live outside Australia	6.54%	40
<b>Total</b>		<b>612</b>

**Q5 What is your postcode?**

Answered: 554 Skipped: 67

### Q6 What is your marital status?

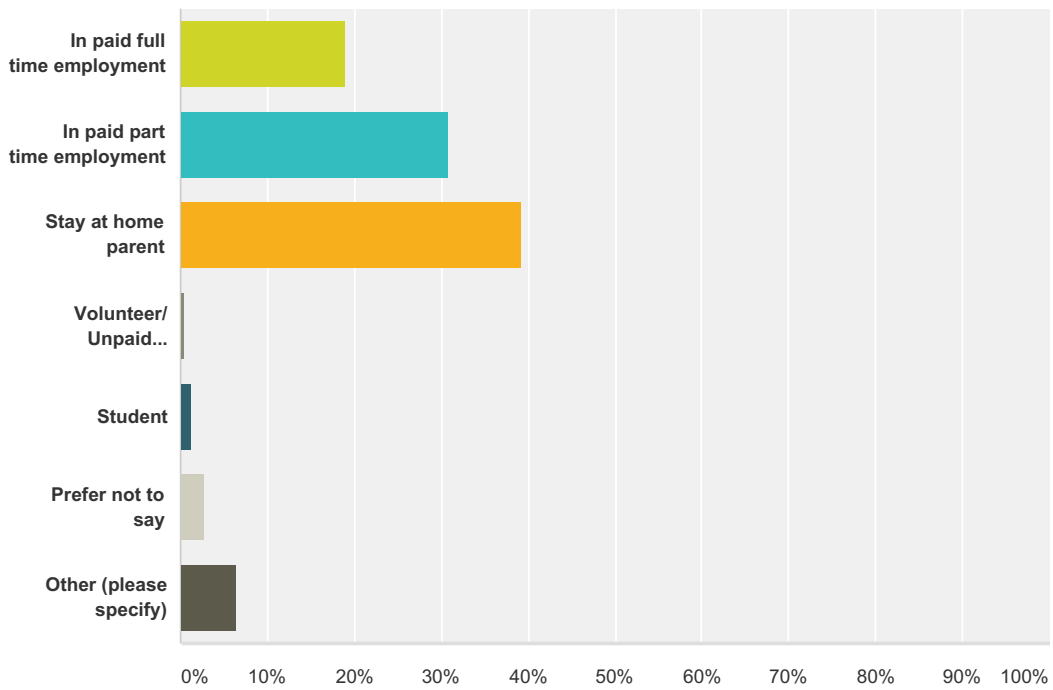
Answered: 613 Skipped: 8



Answer Choices	Responses	
Single	4.08%	25
Married	78.96%	484
De facto relationship	13.54%	83
Divorced or separated	2.28%	14
Widowed	0.16%	1
Prefer not to say	0.82%	5
Other (please specify)	0.16%	1
<b>Total</b>		<b>613</b>

### Q7 What is your current employment status?

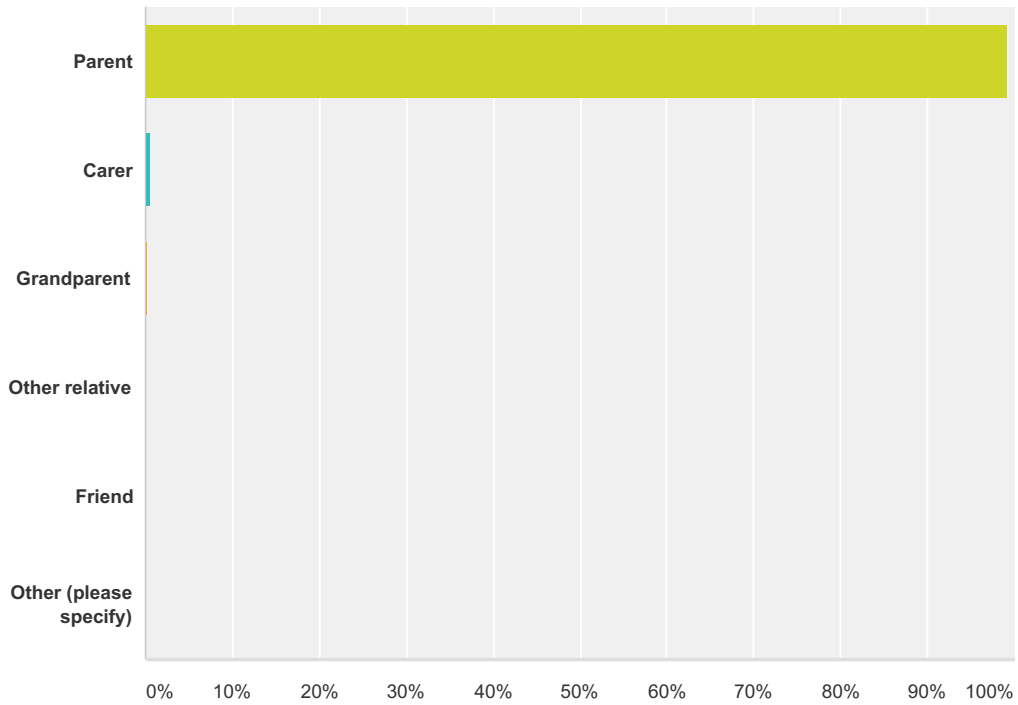
Answered: 592 Skipped: 29



Answer Choices	Responses
In paid full time employment	18.92% 112
In paid part time employment	30.91% 183
Stay at home parent	39.19% 232
Volunteer/ Unpaid employment	0.51% 3
Student	1.35% 8
Prefer not to say	2.70% 16
Other (please specify)	6.42% 38
<b>Total</b>	<b>592</b>

### Q8 What is your relationship to the child with reflux?

Answered: 612 Skipped: 9

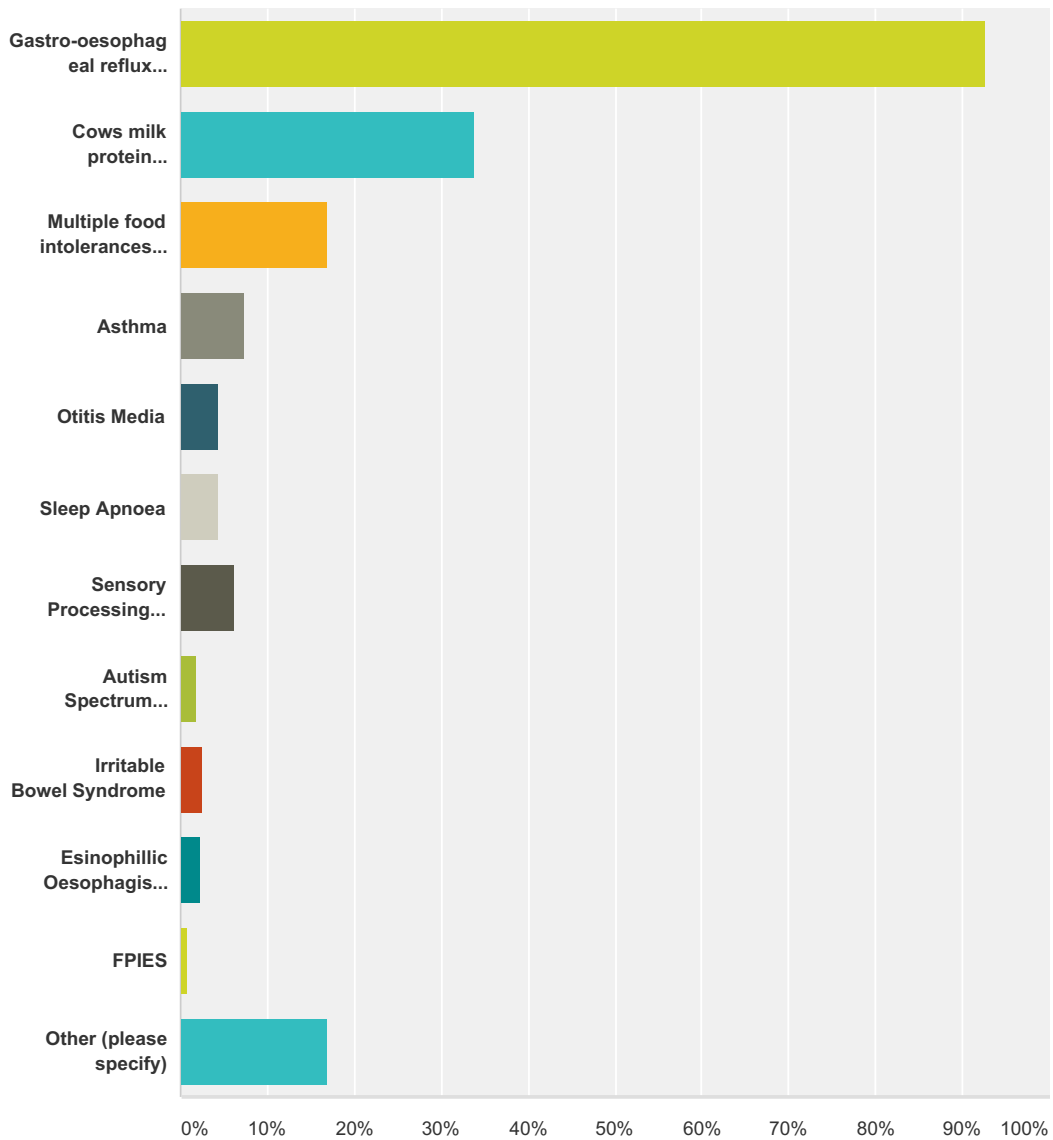


Answer Choices	Responses	
Parent	99.18%	607
Carer	0.65%	4
Grandparent	0.16%	1
Other relative	0.00%	0
Friend	0.00%	0
Other (please specify)	0.00%	0
<b>Total</b>		<b>612</b>



### Q9 What formal diagnoses does the child have? (Please select all that apply)

Answered: 582 Skipped: 39



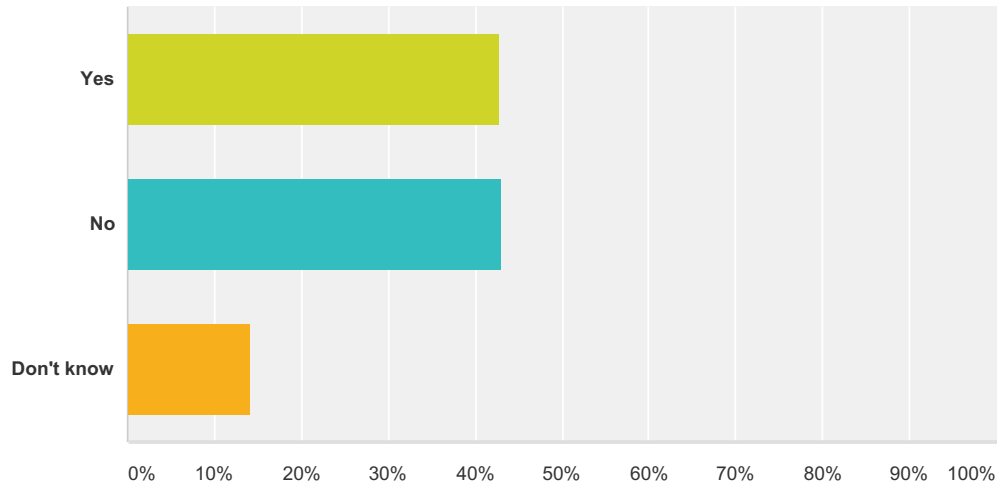
Answer Choices	Responses
Gastro-oesophageal reflux disease (GORD)	92.61% 539
Cows milk protein intolerance/ allergy (CMPA/I)	33.85% 197
Multiple food intolerances/ allergies	16.84% 98
Asthma	7.22% 42
Otitis Media	4.47% 26
Sleep Apnoea	4.47% 26
Sensory Processing Disorder	6.36% 37

## Experience Caring for Babies with Reflux Disease

Autism Spectrum Disorder	1.89%	11
Irritable Bowel Syndrome	2.58%	15
Esinophilic Oesophagus (EoE)	2.23%	13
FPIES	0.86%	5
Other (please specify)	17.01%	99
<b>Total Respondents: 582</b>		

### Q10 Do you have a family history of GORD?

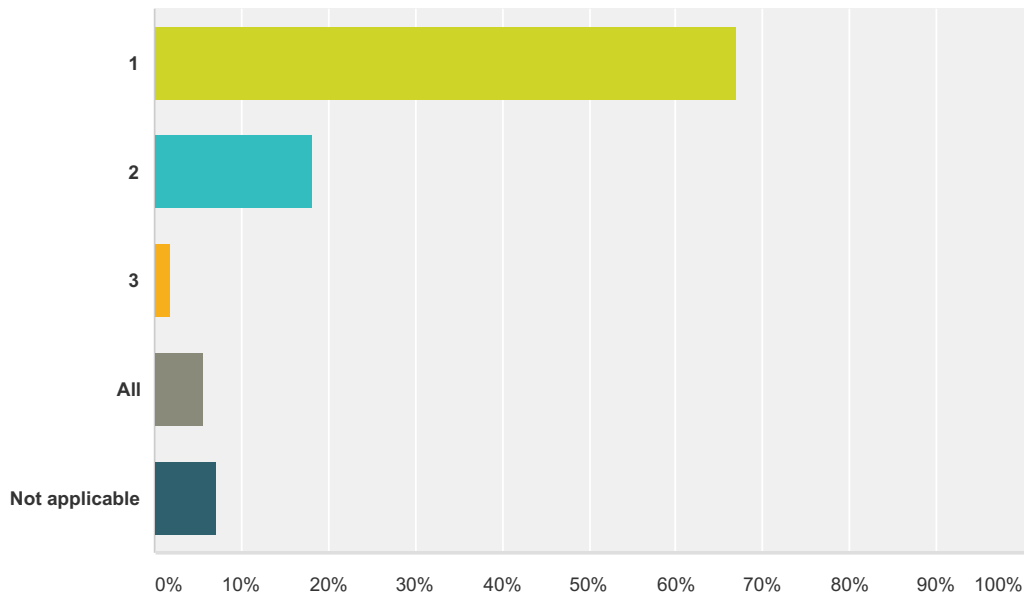
Answered: 583 Skipped: 38



Answer Choices	Responses	
Yes	42.71%	249
No	43.05%	251
Don't know	14.24%	83
<b>Total</b>		<b>583</b>

### Q11 How many of your children have GORD?

Answered: 559 Skipped: 62



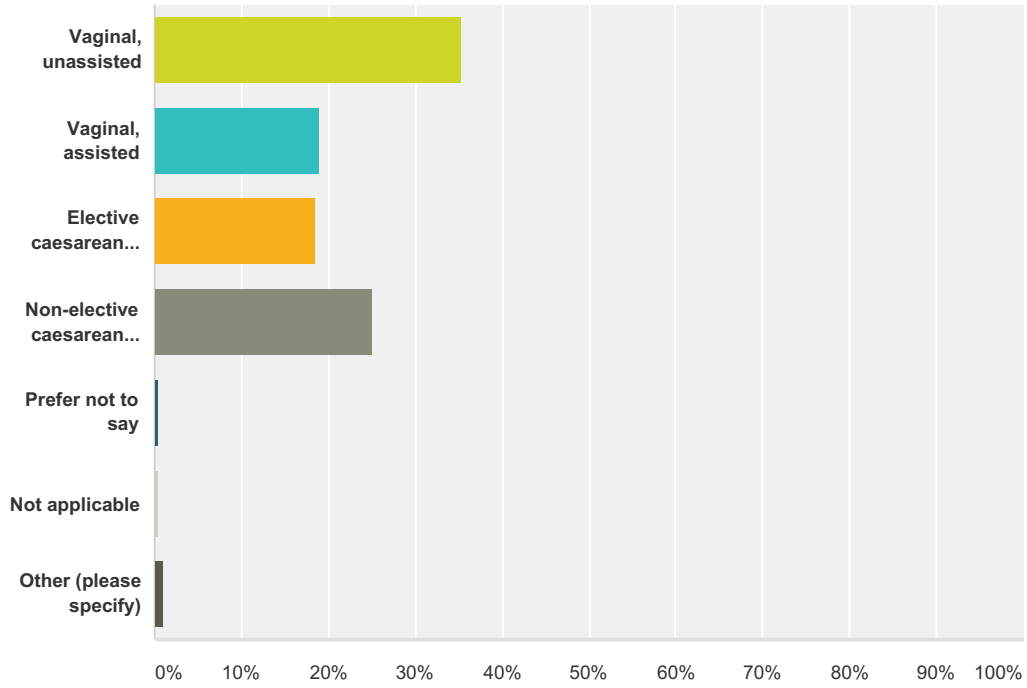
Answer Choices	Responses	Count
1	67.08%	375
2	18.25%	102
3	1.97%	11
All	5.55%	31
Not applicable	7.16%	40
<b>Total</b>		<b>559</b>

**Q12 If you have more than one child with reflux, please briefly provide any additional information about your experience caring for this child and how this experience might have differed from your experience caring for the first child with reflux.**

Answered: 118 Skipped: 503

### Q13 Was the birth:

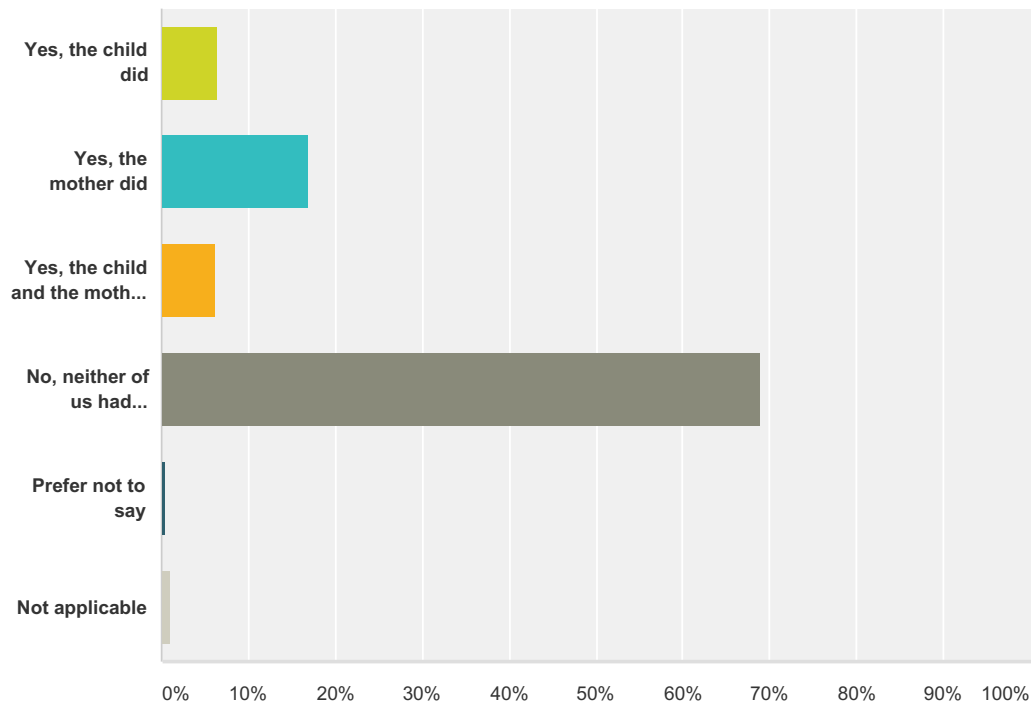
Answered: 585 Skipped: 36



Answer Choices	Responses
Vaginal, unassisted	35.38% 207
Vaginal, assisted	18.97% 111
Elective caesarean section	18.63% 109
Non-elective caesarean section	24.96% 146
Prefer not to say	0.51% 3
Not applicable	0.51% 3
Other (please specify)	1.03% 6
<b>Total</b>	<b>585</b>

### Q14 Did the child or the mother receive antibiotics within 1 week after birth?

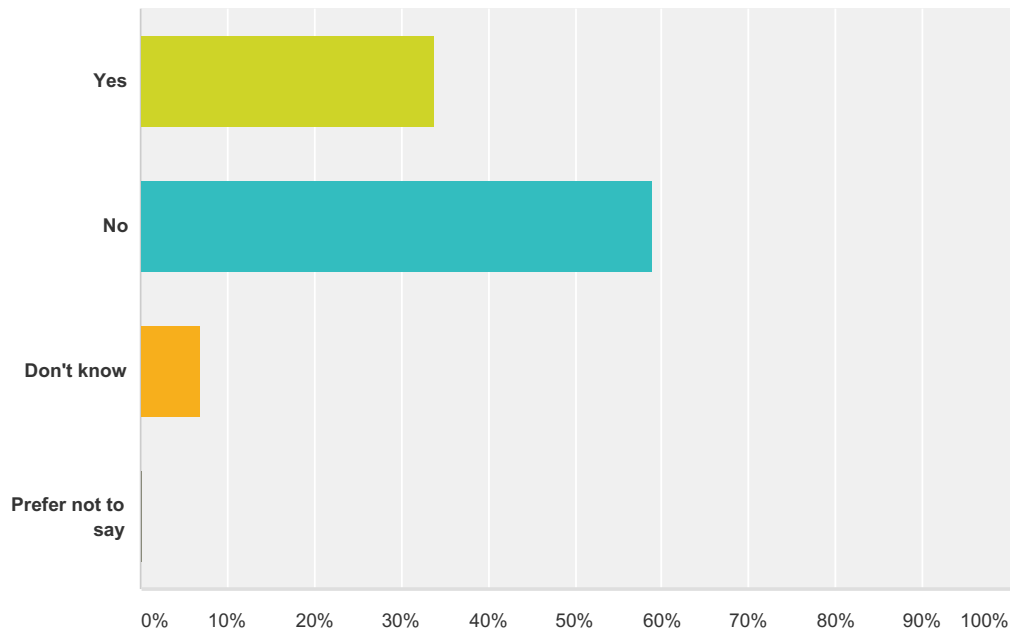
Answered: 578 Skipped: 43



Answer Choices	Responses
Yes, the child did	6.40% 37
Yes, the mother did	16.96% 98
Yes, the child and the mother did	6.23% 36
No, neither of us had antibiotics	68.86% 398
Prefer not to say	0.52% 3
Not applicable	1.04% 6
<b>Total</b>	<b>578</b>

### Q15 Did the mother have antibiotics during pregnancy?

Answered: 575 Skipped: 46

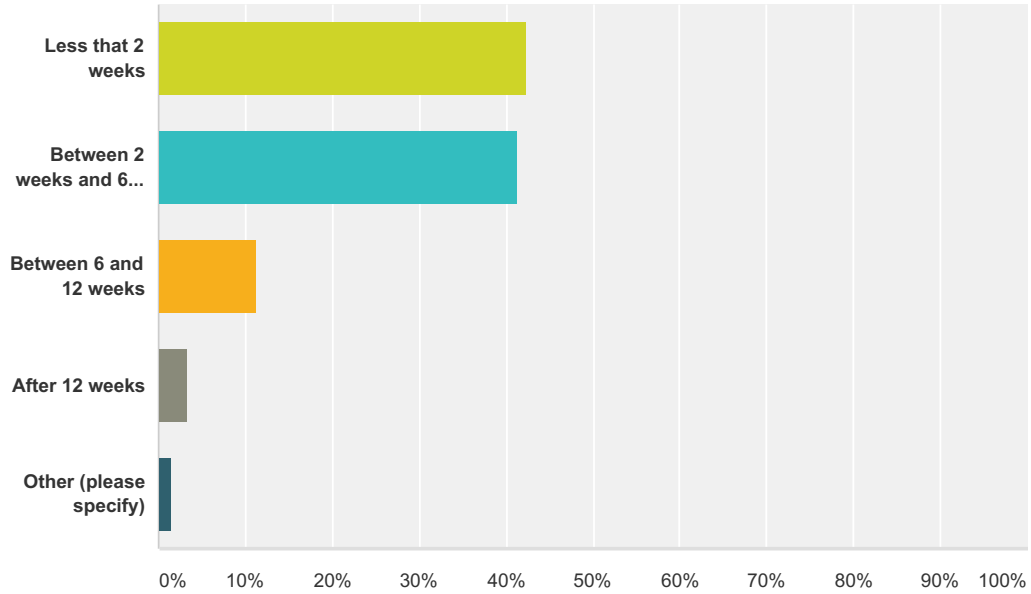


Answer Choices	Responses	Count
Yes	33.91%	195
No	58.96%	339
Don't know	6.96%	40
Prefer not to say	0.17%	1
<b>Total</b>		<b>575</b>



### Q16 At what age did you first start to notice that something wasn't quite right with the child?

Answered: 582 Skipped: 39

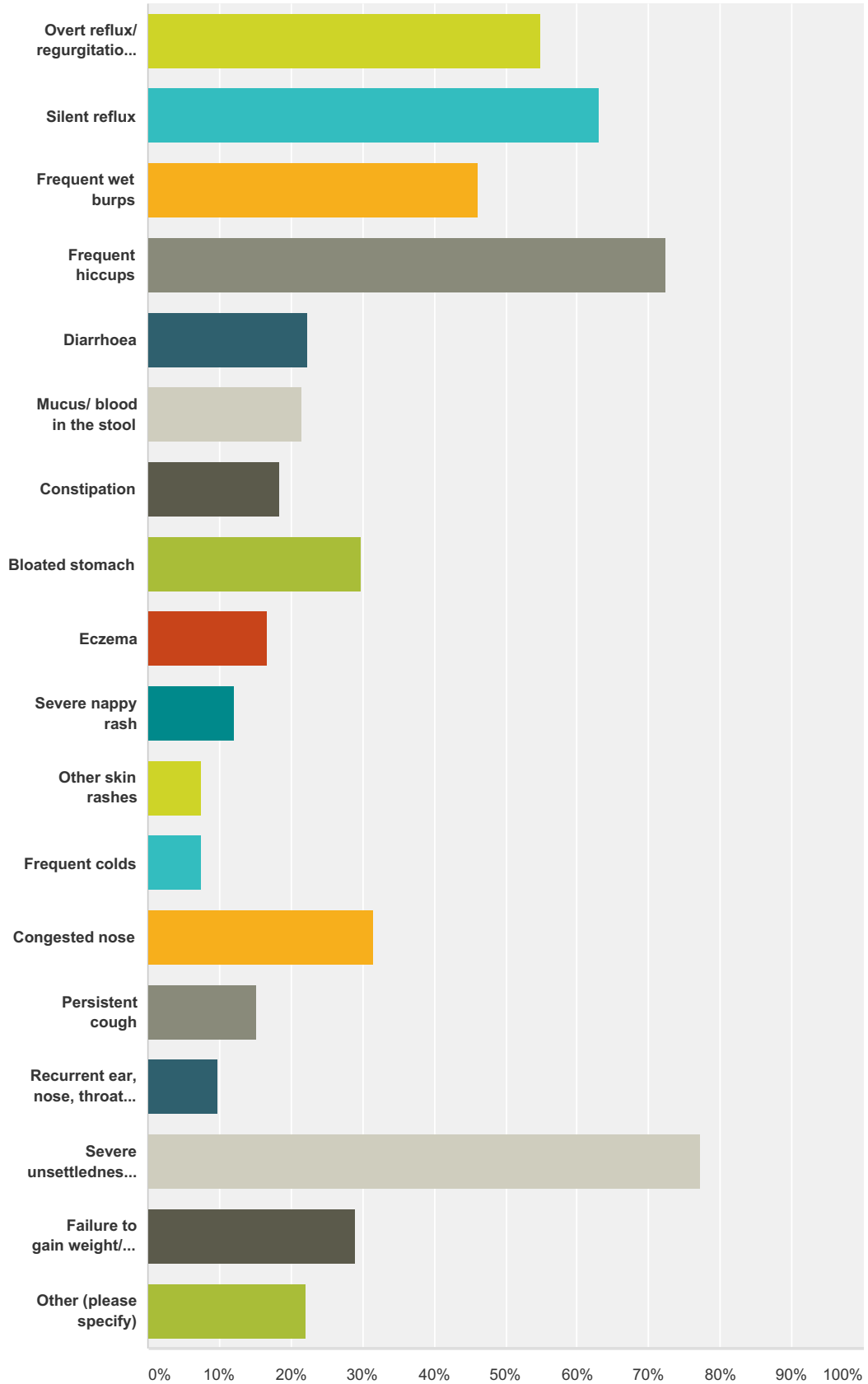


Answer Choices	Responses	
Less that 2 weeks	42.44%	247
Between 2 weeks and 6 weeks	41.24%	240
Between 6 and 12 weeks	11.34%	66
After 12 weeks	3.44%	20
Other (please specify)	1.55%	9
<b>Total</b>		<b>582</b>

**Q17 What signs/ symptoms did the child show? Please select all that apply.**

Answered: 582 Skipped: 39

## Experience Caring for Babies with Reflux Disease



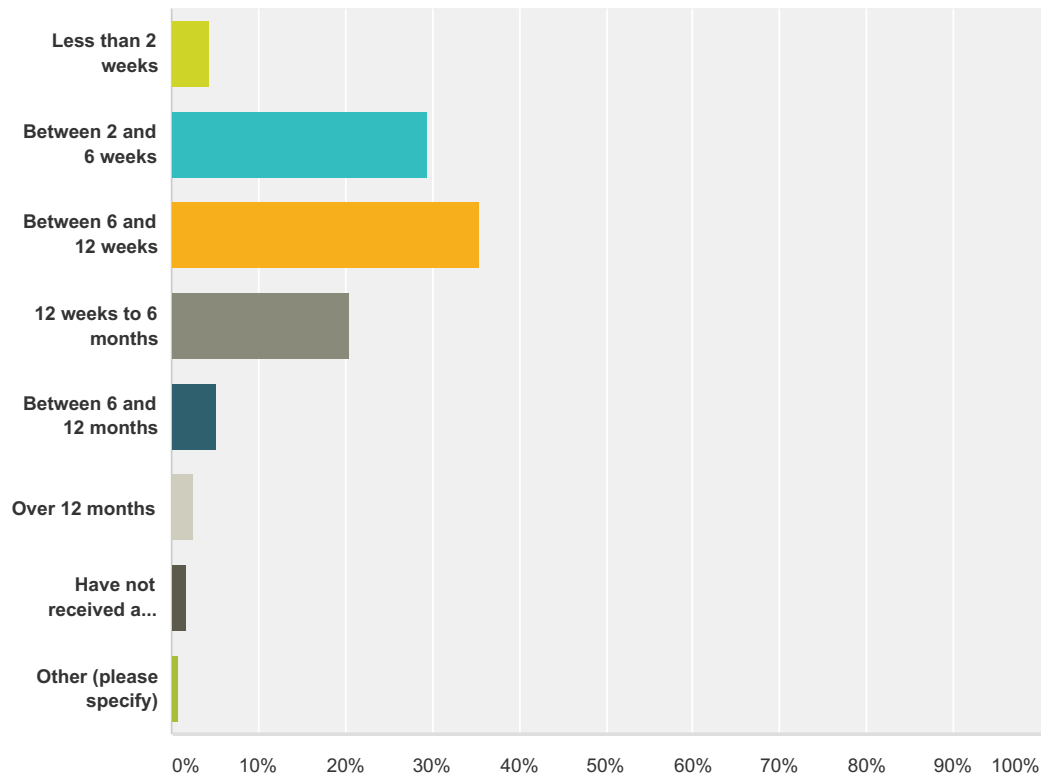
Answer Choices	Responses
Overt reflux/ regurgitation (vomiting)	54.81% 319

## Experience Caring for Babies with Reflux Disease

Silent reflux	63.06%	367
Frequent wet burps	46.22%	269
Frequent hiccups	72.51%	422
Diarrhoea	22.34%	130
Mucus/ blood in the stool	21.48%	125
Constipation	18.38%	107
Bloated stomach	29.90%	174
Eczema	16.67%	97
Severe nappy rash	12.03%	70
Other skin rashes	7.56%	44
Frequent colds	7.56%	44
Congested nose	31.62%	184
Persistent cough	15.29%	89
Recurrent ear, nose, throat infections	9.79%	57
Severe unsettledness ("colic")	77.15%	449
Failure to gain weight/ thrive	29.04%	169
Other (please specify)	22.16%	129
<b>Total Respondents: 582</b>		

### Q18 At what age did the child receive a diagnosis?

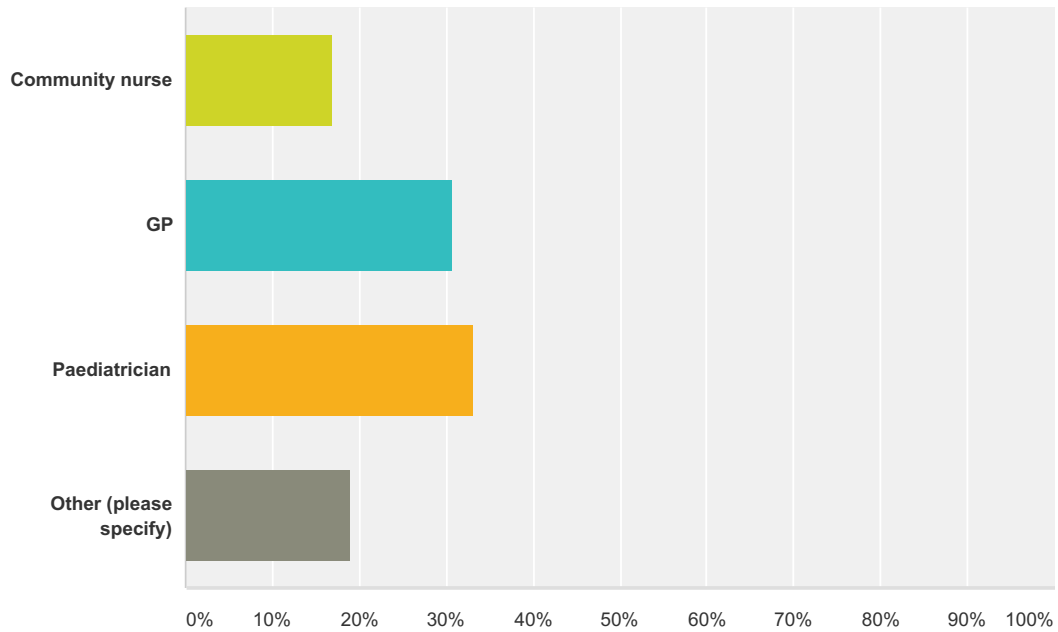
Answered: 582 Skipped: 39



Answer Choices	Responses
Less than 2 weeks	4.30% 25
Between 2 and 6 weeks	29.38% 171
Between 6 and 12 weeks	35.57% 207
12 weeks to 6 months	20.45% 119
Between 6 and 12 months	5.15% 30
Over 12 months	2.58% 15
Have not received a formal diagnosis	1.72% 10
Other (please specify)	0.86% 5
<b>Total</b>	<b>582</b>

### Q19 Who initially assessed the child and suggested they might be experiencing reflux?

Answered: 572 Skipped: 49



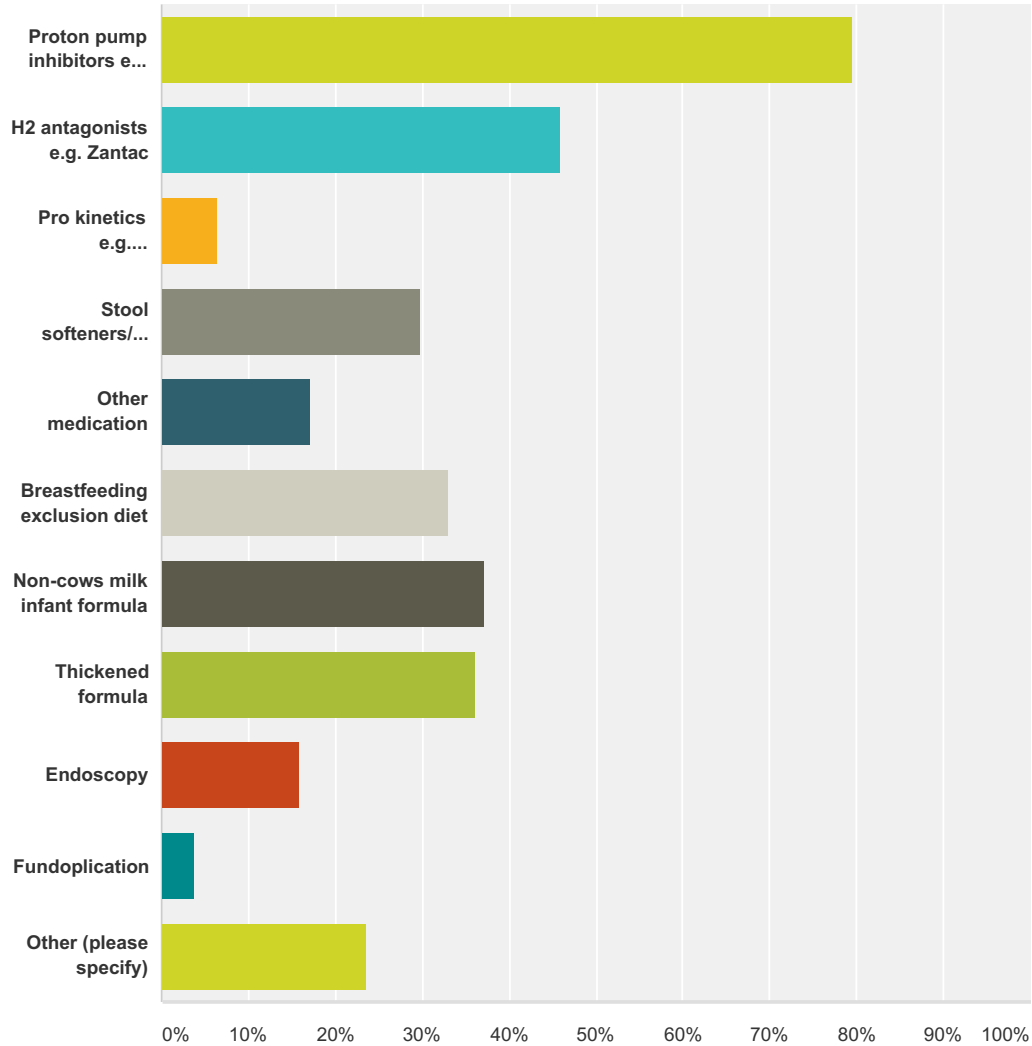
Answer Choices	Responses	
Community nurse	16.96%	97
GP	30.77%	176
Paediatrician	33.22%	190
Other (please specify)	19.06%	109
<b>Total</b>		<b>572</b>

**Q20 Please provide any further information or comments you would like to share about your experience (positive or negative) obtaining a diagnosis for the child.**

Answered: 348 Skipped: 273

**Q21 Over the course of the child's life, what treatment has been prescribed by health professionals to treat their reflux and associated conditions? Please select all that apply.**

Answered: 570 Skipped: 51



Answer Choices	Responses	Count
Proton pump inhibitors e.g. Losec	79.47%	453
H2 antagonists e.g. Zantac	45.96%	262
Pro kinetics e.g. erythromycin, domperidone	6.49%	37
Stool softeners/ laxatives e.g. lactulose, osmolax	29.82%	170
Other medication	17.19%	98
Breastfeeding exclusion diet	32.98%	188

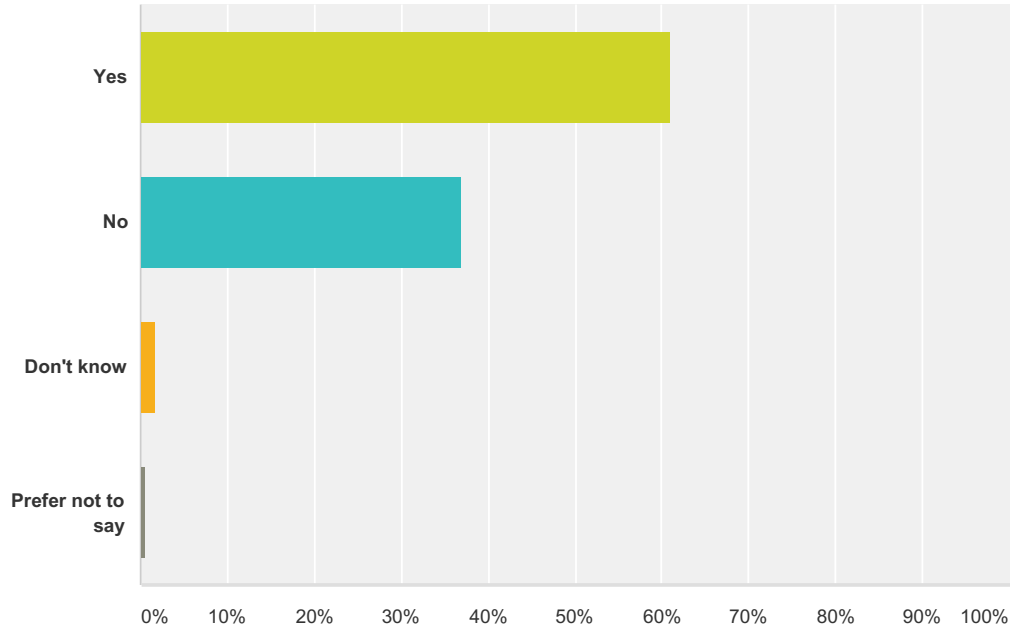


## Experience Caring for Babies with Reflux Disease

Non-cows milk infant formula	37.19%	212
Thickened formula	36.14%	206
Endoscopy	15.96%	91
Fundoplication	3.86%	22
Other (please specify)	23.51%	134
<b>Total Respondents: 570</b>		

**Q22 Over the course of the child's life, have you sought alternative or supplementary therapies for the child's reflux disease?**

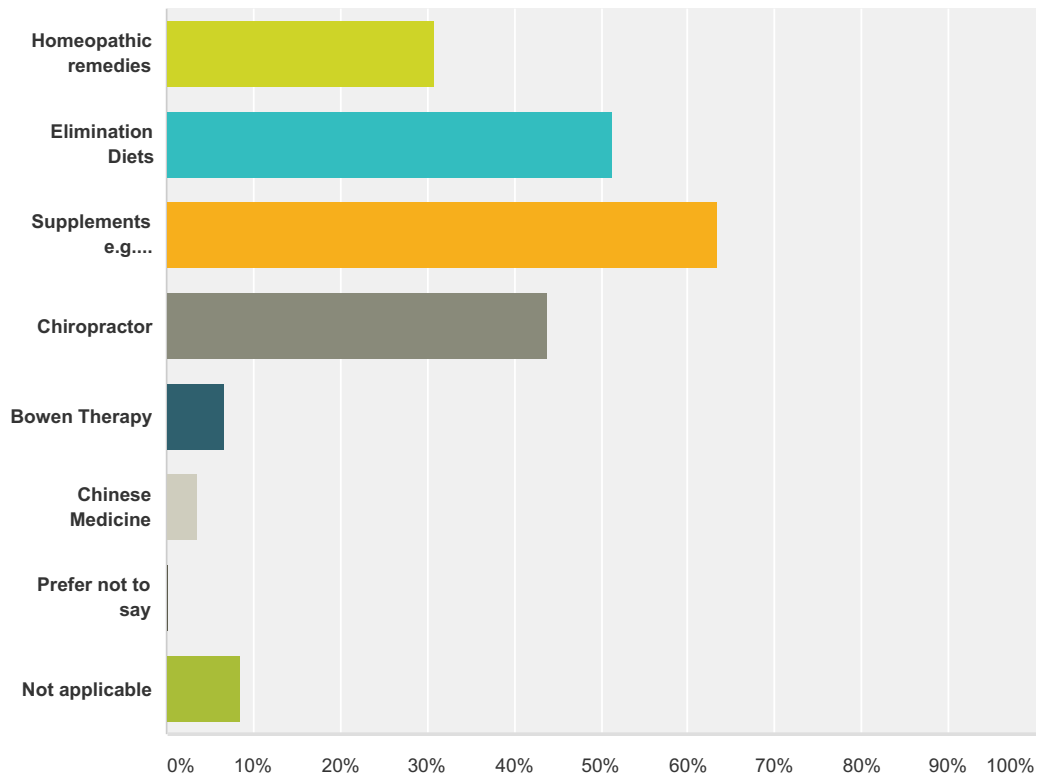
Answered: 569 Skipped: 52



Answer Choices	Responses	
Yes	60.98%	347
No	36.91%	210
Don't know	1.58%	9
Prefer not to say	0.53%	3
<b>Total</b>		<b>569</b>

**Q23 If yes, what treatment have you sought? Please tick all that apply.**

Answered: 384 Skipped: 237



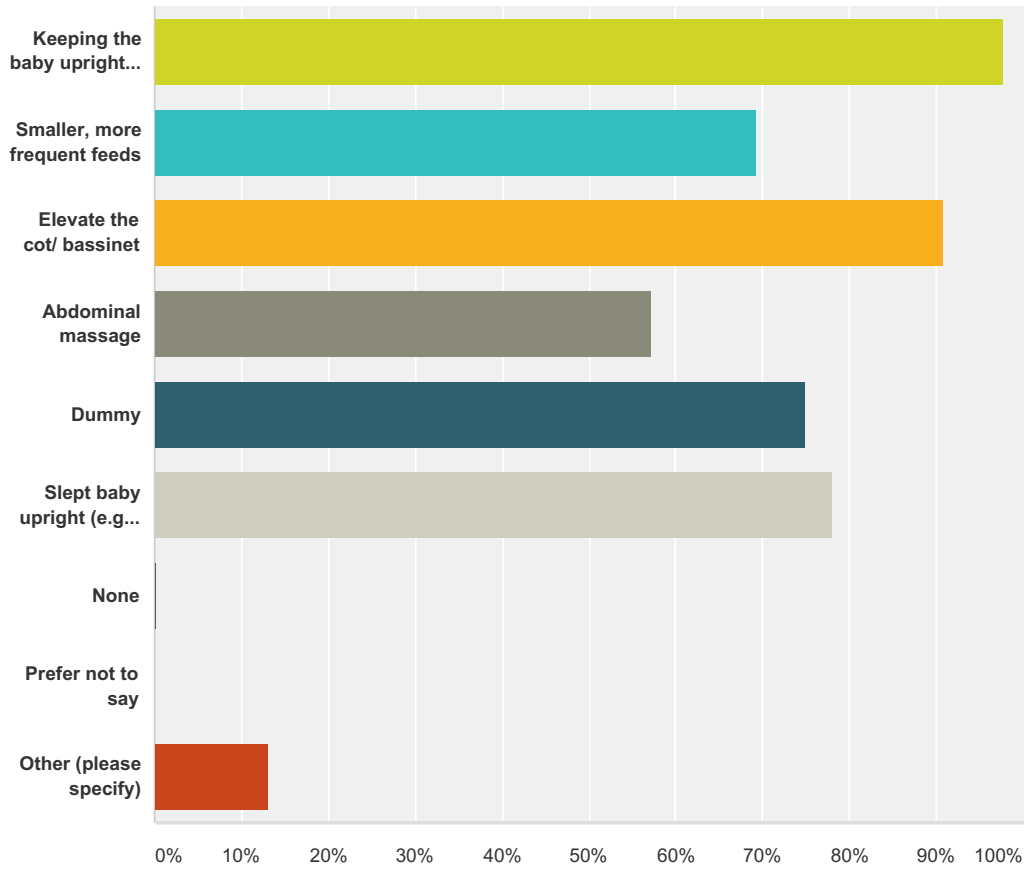
Answer Choices	Responses
Homeopathic remedies	30.99% 119
Elimination Diets	51.30% 197
Supplements e.g. probiotics, vitamins, broths	63.54% 244
Chiropractor	43.75% 168
Bowen Therapy	6.77% 26
Chinese Medicine	3.65% 14
Prefer not to say	0.26% 1
Not applicable	8.59% 33
<b>Total Respondents: 384</b>	

**Q24 Please provide any further information or comments about your experience treating the child's reflux disease during their first year of life.**

Answered: 258 Skipped: 363

**Q25 Thinking about the child's first year of life, what techniques did you try to manage their reflux disease? Please select all that apply.**

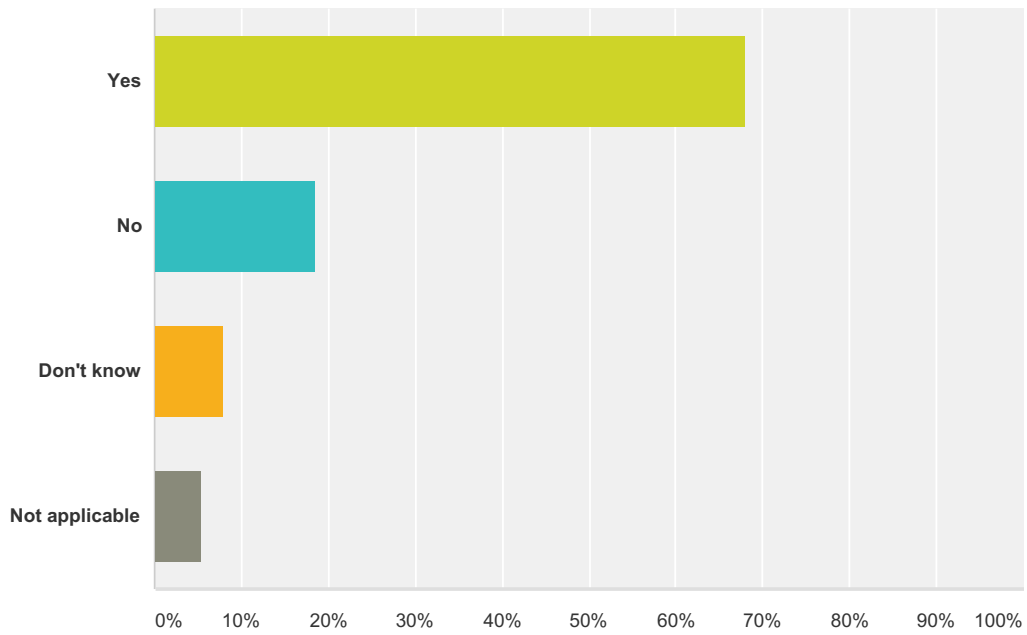
Answered: 559 Skipped: 62



Answer Choices	Responses	
Keeping the baby upright during and after feeds	97.67%	546
Smaller, more frequent feeds	69.41%	388
Elevate the cot/ bassinot	90.88%	508
Abdominal massage	57.25%	320
Dummy	74.96%	419
Slept baby upright (e.g. in carrier, bouncer or on parent/carer)	78.00%	436
None	0.18%	1
Prefer not to say	0.00%	0
Other (please specify)	13.24%	74
<b>Total Respondents: 559</b>		

### Q26 Do you consider that the child's reflux is currently well managed?

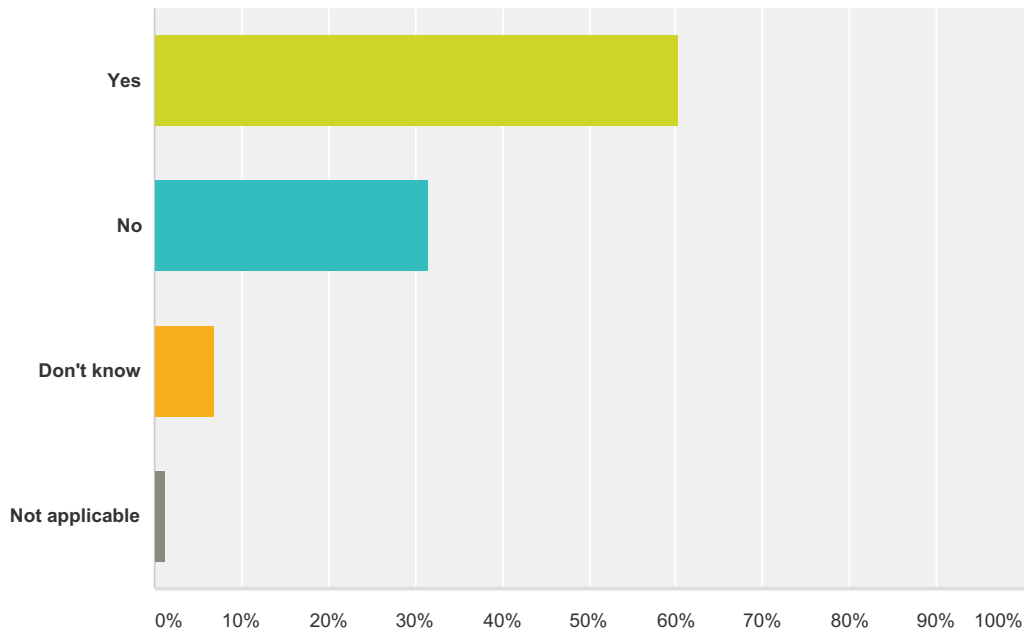
Answered: 559 Skipped: 62



Answer Choices	Responses	Count
Yes	68.16%	381
No	18.60%	104
Don't know	7.87%	44
Not applicable	5.37%	30
<b>Total</b>		<b>559</b>

**Q27 When the child was first diagnosed with reflux, were you informed and involved to the extent that you wanted to be in decision about the care, treatment and management of the child's reflux and related conditions?**

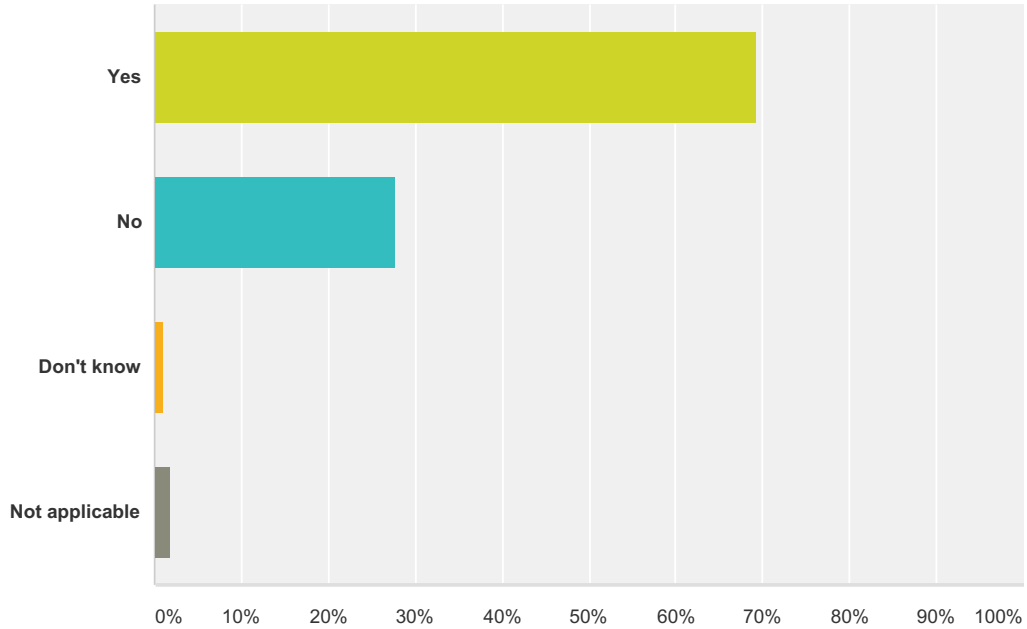
Answered: 554 Skipped: 67



Answer Choices	Responses
Yes	60.29% 334
No	31.59% 175
Don't know	6.86% 38
Not applicable	1.26% 7
<b>Total</b>	<b>554</b>

**Q28 In the first year of the child's life, did you have a key health professional coordinating the child's care and treatment for reflux disease?**

Answered: 559 Skipped: 62

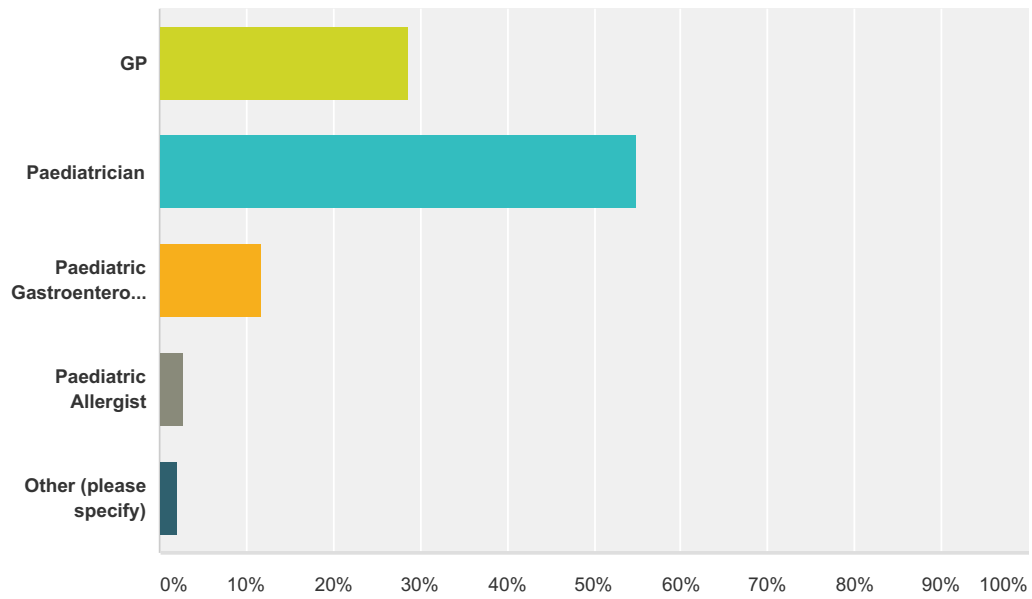


Answer Choices	Responses	Count
Yes	69.41%	388
No	27.73%	155
Don't know	1.07%	6
Not applicable	1.79%	10
<b>Total</b>		<b>559</b>



**Q29 If yes, was the health professional a:**

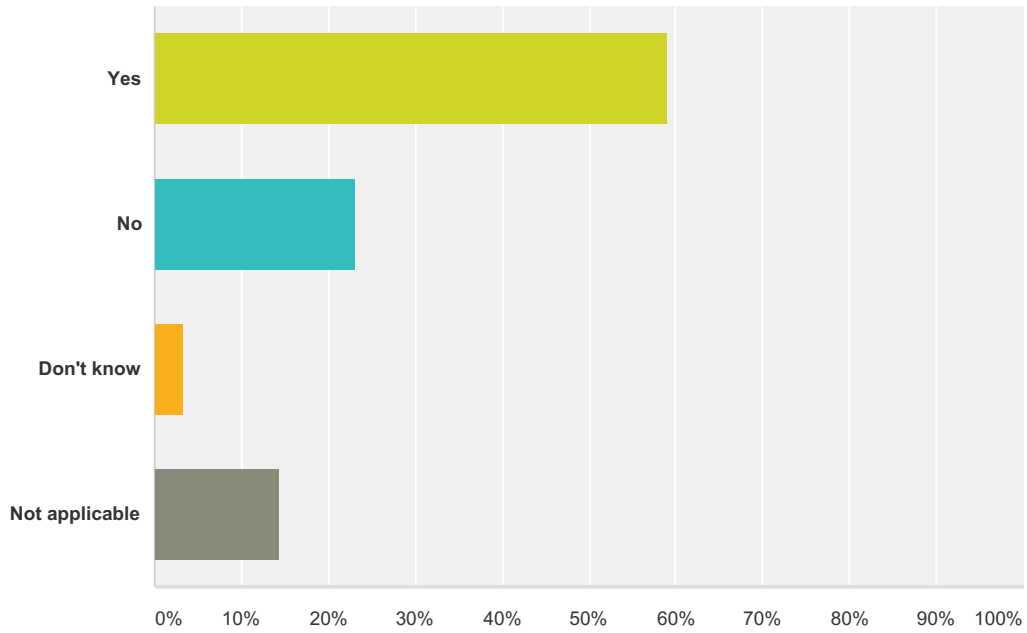
Answered: 394 Skipped: 227



Answer Choices	Responses	Count
GP	28.68%	113
Paediatrician	54.82%	216
Paediatric Gastroenterologist	11.68%	46
Paediatric Allergist	2.79%	11
Other (please specify)	2.03%	8
<b>Total</b>		<b>394</b>

**Q30 If there was a key health professional looking after the child, were you able to easily contact the health professional with questions or enquiries about the child's symptoms, care and treatment?**

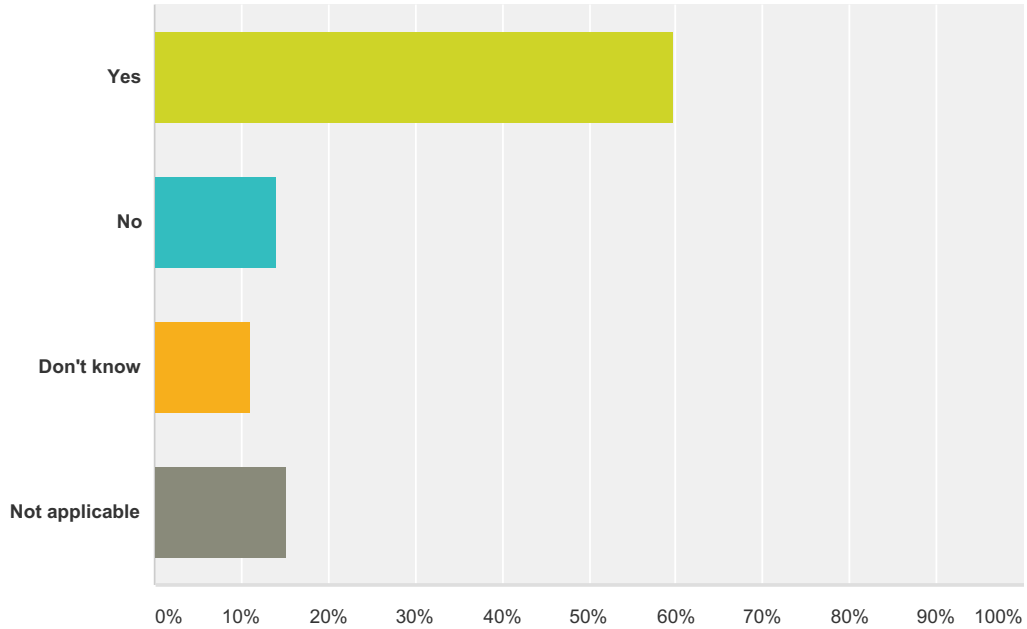
Answered: 514 Skipped: 107



Answer Choices	Responses	
Yes	59.14%	304
No	23.15%	119
Don't know	3.31%	17
Not applicable	14.40%	74
<b>Total</b>		<b>514</b>

**Q31 Would you recommend the key health professional caring for the child to family or friends with a child with reflux?**

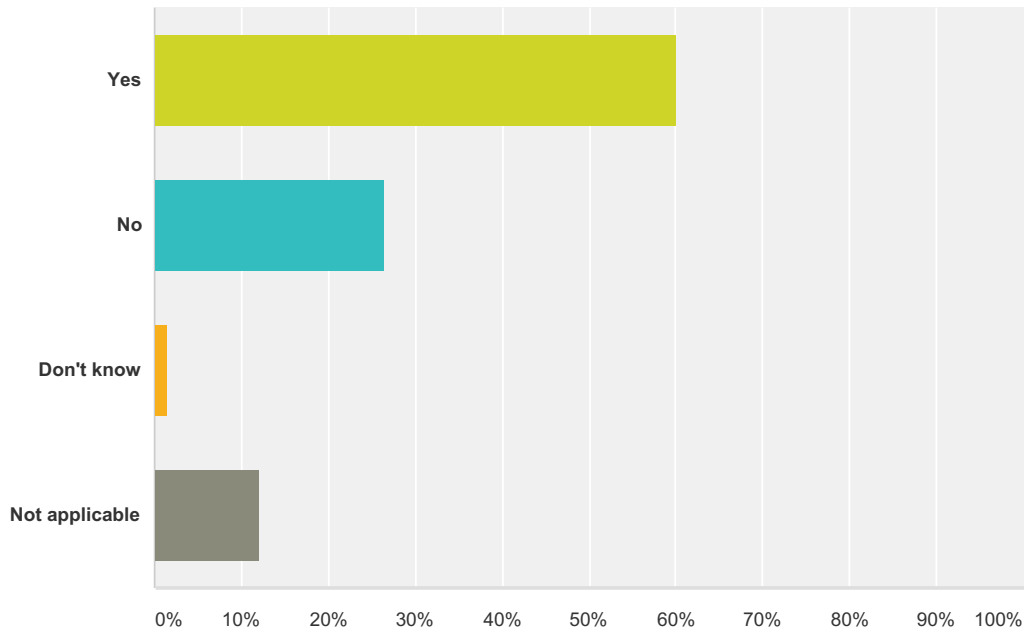
Answered: 528 Skipped: 93



Answer Choices	Responses
Yes	59.66% 315
No	14.02% 74
Don't know	10.98% 58
Not applicable	15.34% 81
<b>Total</b>	<b>528</b>

**Q32 Were solids introduced to the child with reflux earlier than 6 months on advice from a health professional?**

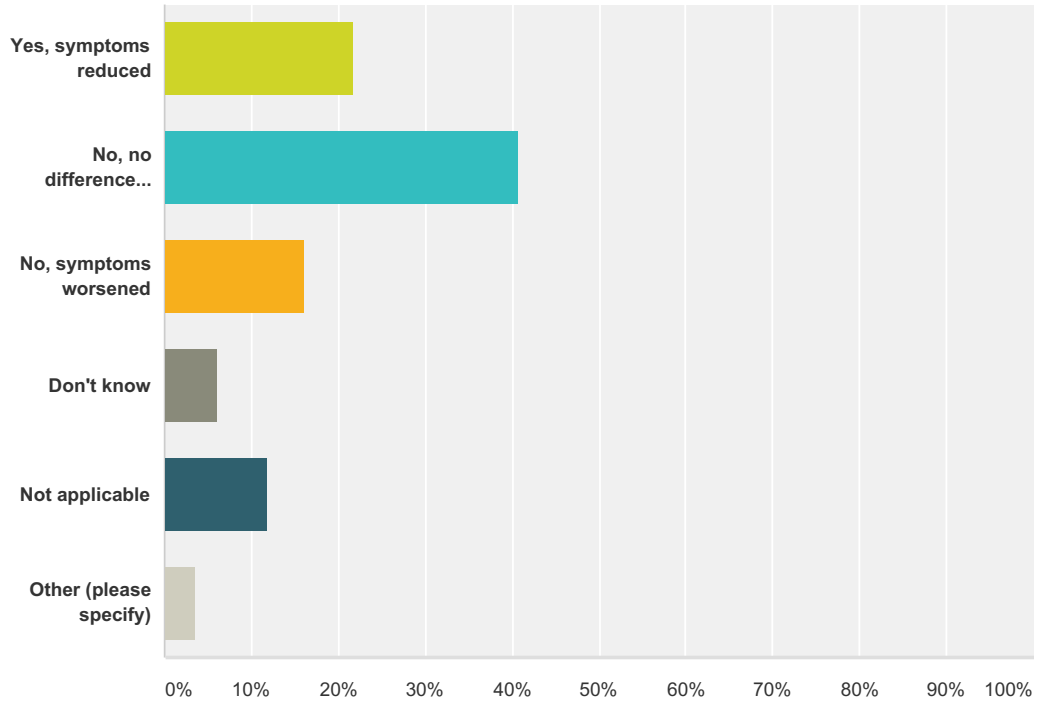
Answered: 558 Skipped: 63



Answer Choices	Responses
Yes	60.04% 335
No	26.52% 148
Don't know	1.43% 8
Not applicable	12.01% 67
<b>Total</b>	<b>558</b>

### Q33 If yes, did the introduction of solids reduce the child's reflux disease symptoms?

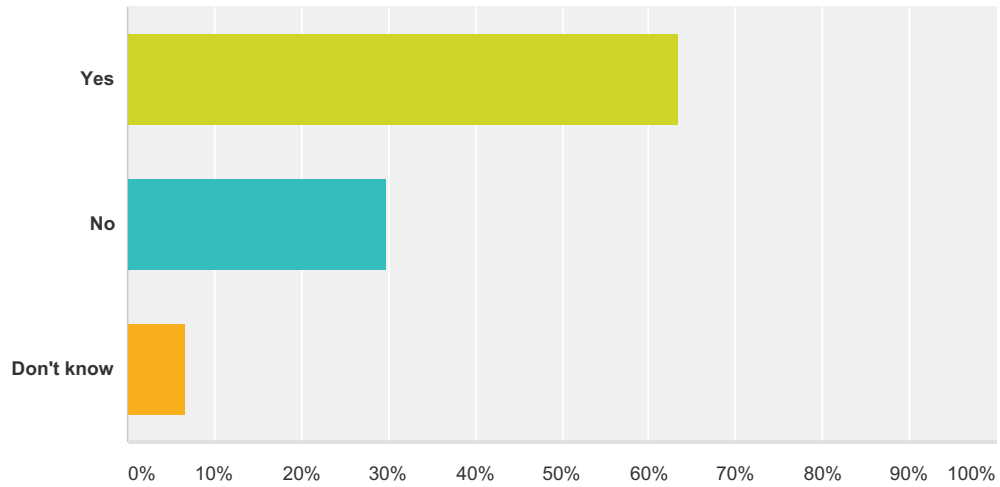
Answered: 402 Skipped: 219



Answer Choices	Responses
Yes, symptoms reduced	21.64% 87
No, no difference noticed	40.80% 164
No, symptoms worsened	16.17% 65
Don't know	5.97% 24
Not applicable	11.94% 48
Other (please specify)	3.48% 14
<b>Total</b>	<b>402</b>

### Q34 Is the child still experiencing reflux?

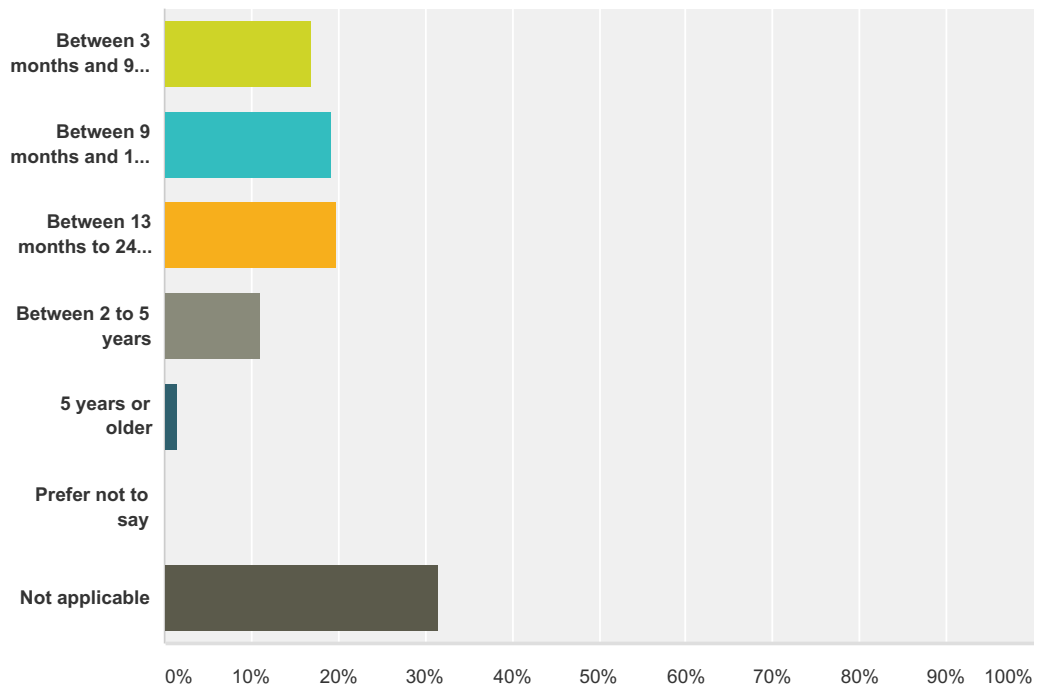
Answered: 540 Skipped: 81



Answer Choices	Responses	
Yes	63.52%	343
No	29.81%	161
Don't know	6.67%	36
<b>Total</b>		<b>540</b>

### Q35 If the child isn't experiencing reflux, at what age did you realise this?

Answered: 272 Skipped: 349



Answer Choices	Responses	Count
Between 3 months and 9 months	16.91%	46
Between 9 months and 12 months	19.12%	52
Between 13 months to 24 months	19.85%	54
Between 2 to 5 years	11.03%	30
5 years or older	1.47%	4
Prefer not to say	0.00%	0
Not applicable	31.62%	86
<b>Total</b>		<b>272</b>

**Q36 Please provide any further information or comments about how well the child's reflux disease and complications were managed at home and by health professionals in the first year of the child's life.**

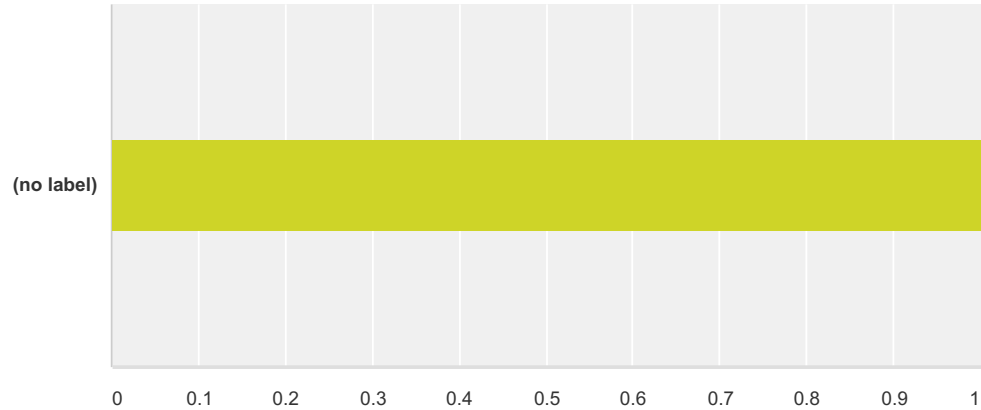
Answered: 189 Skipped: 432



Experience Caring for Babies with Reflux Disease

**Q37 On a scale of 1 to 10 (0 being no impact, 10 being greatest possible impact), please rate how having a child with reflux disease impacted on your quality of life in the first year of the child's life.**

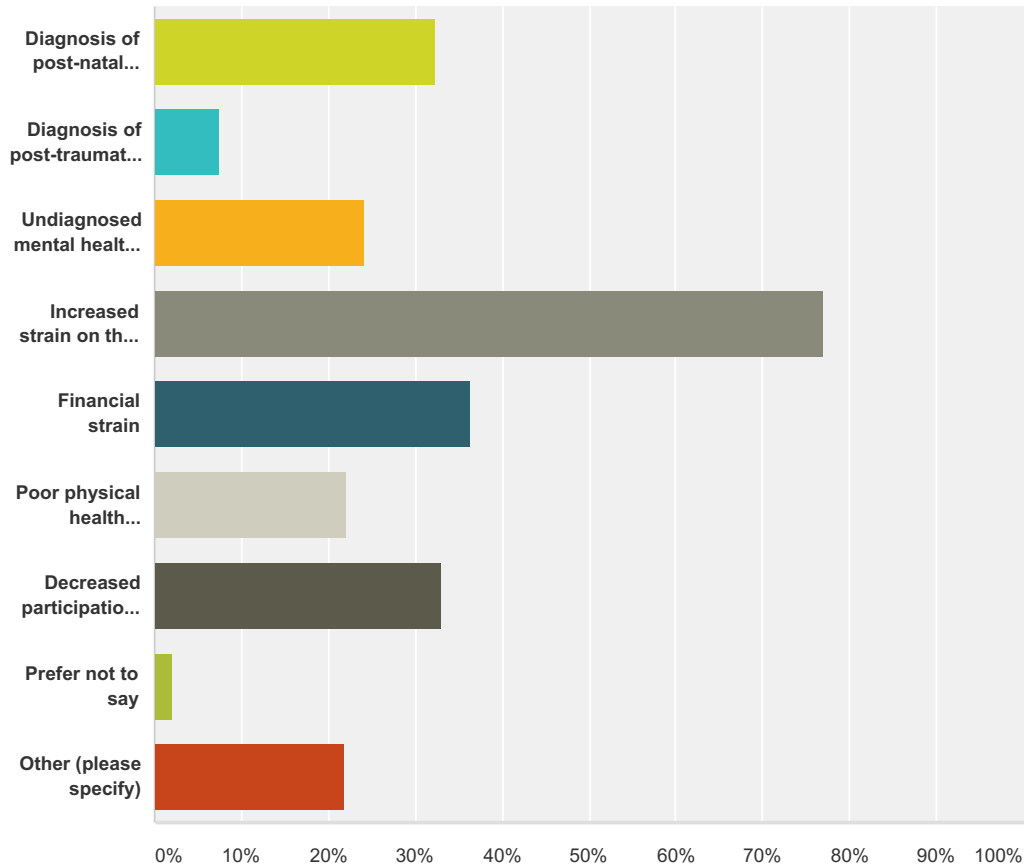
Answered: 545 Skipped: 76



	1	2	3	4	5	6	7	8	9	10	Total	Weighted Average
(no label)	0.37% 2	0.18% 1	1.65% 9	1.65% 9	4.77% 26	3.12% 17	9.54% 52	22.75% 124	17.25% 94	38.72% 211	545	1.00

**Q38 Thinking about the first year of the child's life, how did caring for a child with reflux disease impact on your quality of life or that of your partner/family/loved one?  
Please select all that apply**

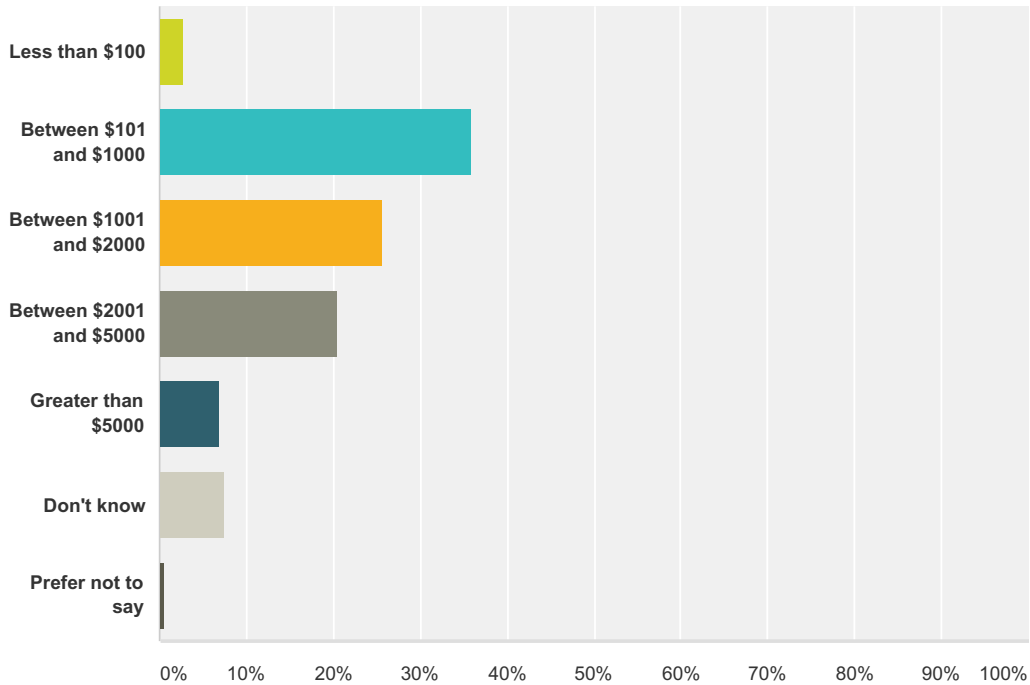
Answered: 516 Skipped: 105



Answer Choices	Responses
Diagnosis of post-natal depression/ anxiety	32.36% 167
Diagnosis of post-traumatic stress disorder	7.56% 39
Undiagnosed mental health disorder such as depression or anxiety	24.22% 125
Increased strain on the primary relationship (marital, de facto or otherwise)	76.94% 397
Financial strain	36.24% 187
Poor physical health including injury, chronic disease	22.09% 114
Decreased participation in the workforce or absenteeism	32.95% 170
Prefer not to say	2.13% 11
Other (please specify)	21.90% 113
<b>Total Respondents: 516</b>	

**Q39 In the first year of the child with reflux disease's life, please indicate approximately how much your out of pocket costs have been to manage and treat the condition (e.g. medications, formula, doctors and specialist appointments):**

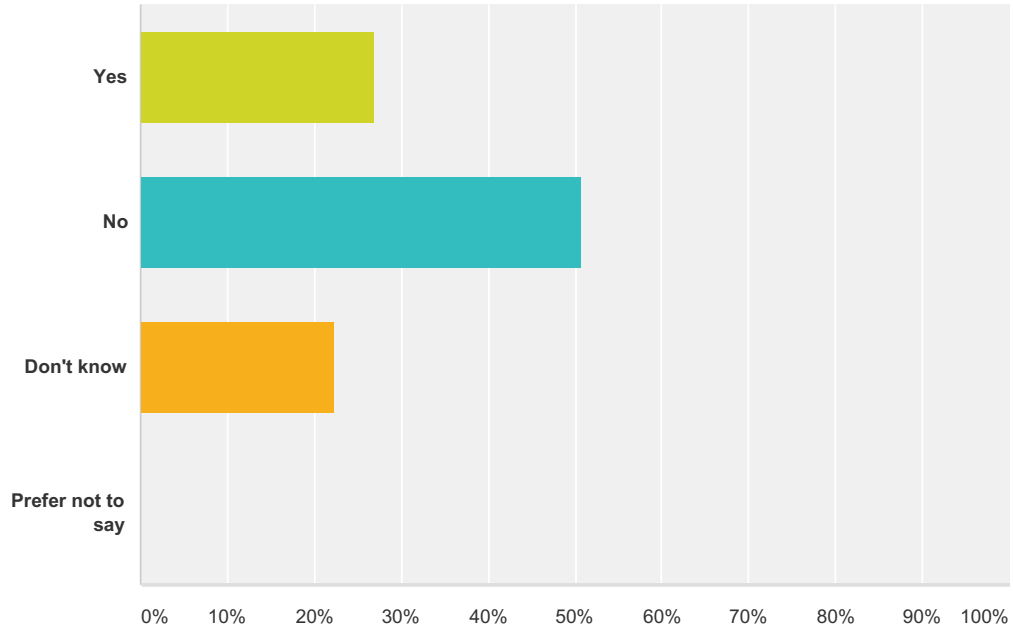
Answered: 540 Skipped: 81



Answer Choices	Responses	Count
Less than \$100	2.78%	15
Between \$101 and \$1000	35.93%	194
Between \$1001 and \$2000	25.74%	139
Between \$2001 and \$5000	20.56%	111
Greater than \$5000	6.85%	37
Don't know	7.59%	41
Prefer not to say	0.56%	3
<b>Total</b>		<b>540</b>

**Q40 Does the child have any other identified health or psychological conditions that you think could be linked to their reflux disease?**

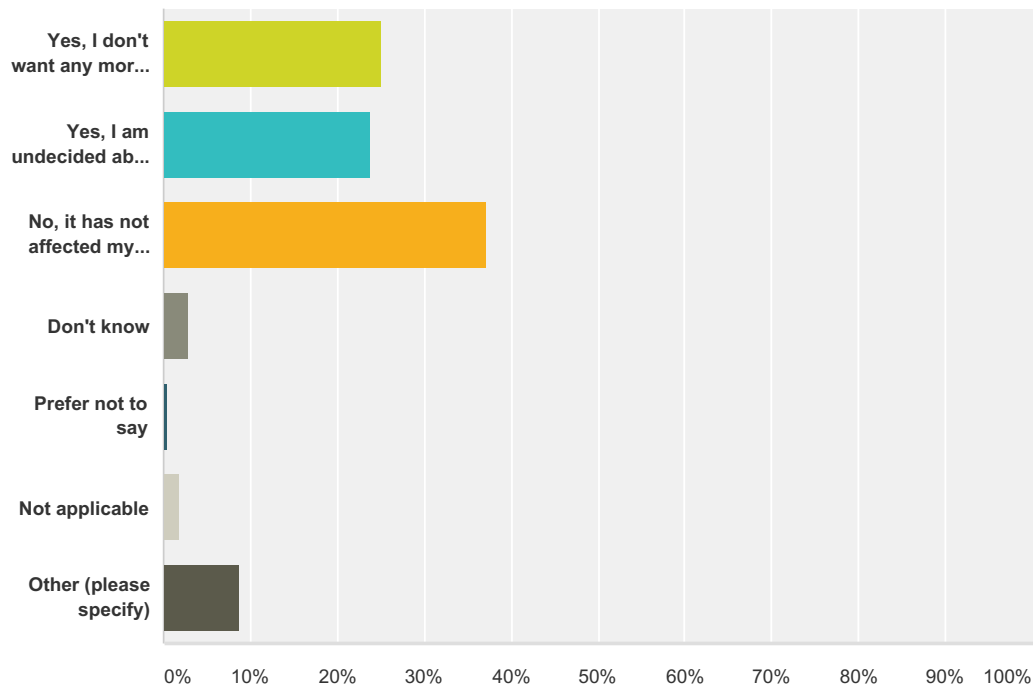
Answered: 535 Skipped: 86



Answer Choices	Responses	Count
Yes	26.92%	144
No	50.65%	271
Don't know	22.43%	120
Prefer not to say	0.00%	0
<b>Total</b>		<b>535</b>

### Q41 Has having a child with reflux affected your decision to have more children?

Answered: 544 Skipped: 77



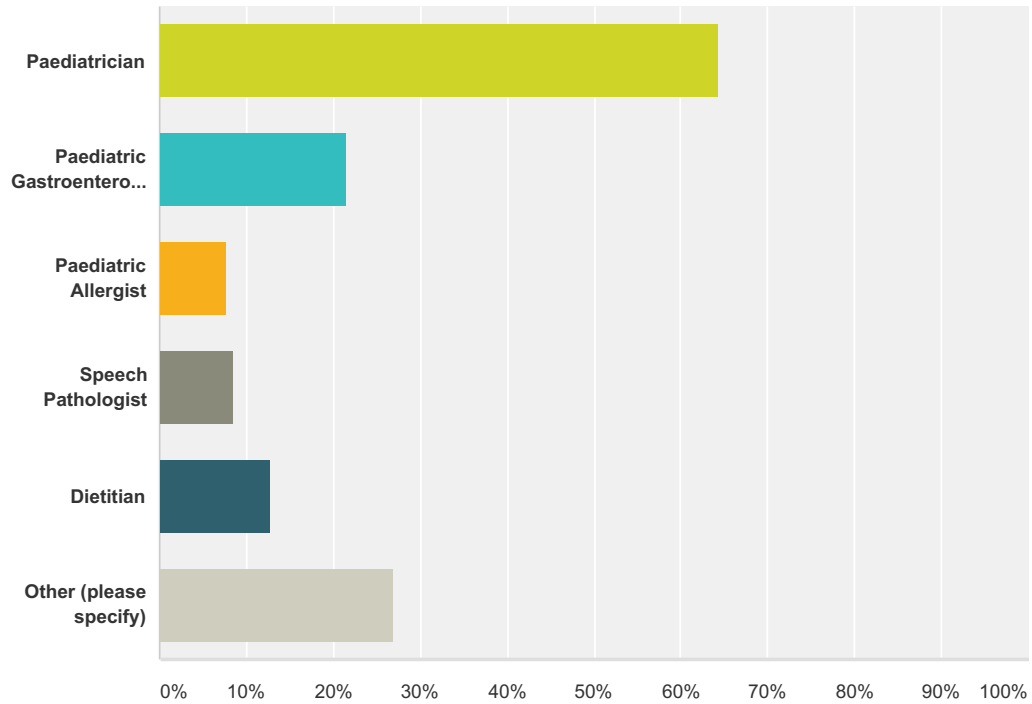
Answer Choices	Responses
Yes, I don't want any more children	25.00% 136
Yes, I am undecided about whether to have more children	23.90% 130
No, it has not affected my decision	37.13% 202
Don't know	2.94% 16
Prefer not to say	0.37% 2
Not applicable	1.84% 10
Other (please specify)	8.82% 48
<b>Total</b>	<b>544</b>

**Q42 Please provide any further information or comments about how caring for a child with reflux disease has affected you and your family, particularly in the first year of life.**

Answered: 215 Skipped: 406

### Q43 What health professionals was the child referred to immediately after being diagnosed with reflux disease (e.g. by a GP or Paediatrician)?

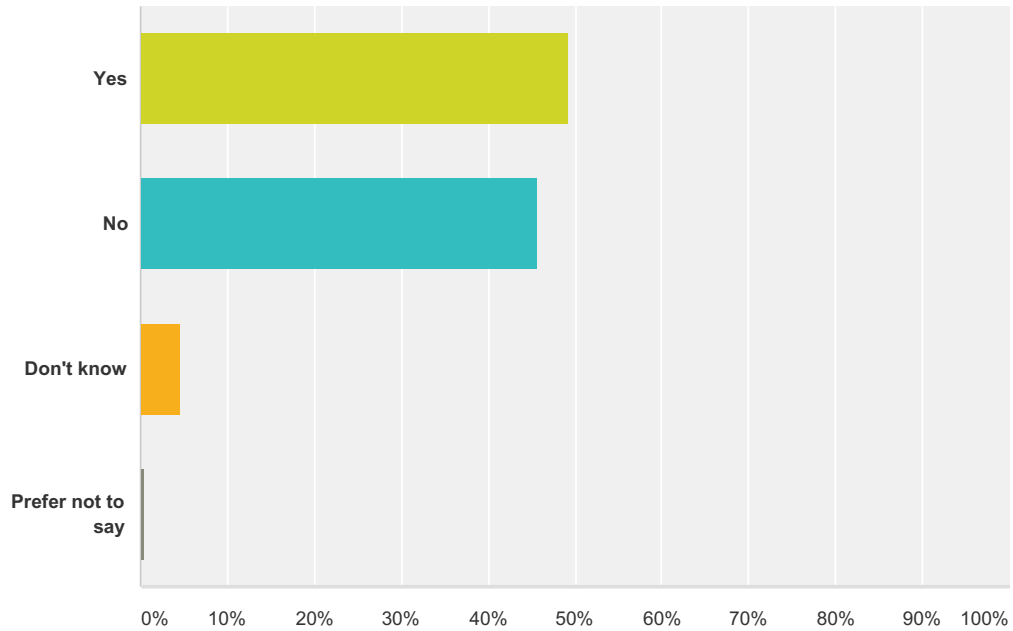
Answered: 456 Skipped: 165



Answer Choices	Responses	Count
Paediatrician	64.25%	293
Paediatric Gastroenterologist	21.49%	98
Paediatric Allergist	7.68%	35
Speech Pathologist	8.55%	39
Dietitian	12.72%	58
Other (please specify)	26.97%	123
<b>Total Respondents: 456</b>		

**Q44 In the first year of the child's life, did you self-refer to any health professionals to help you care for the child with reflux? I.e. seek to identify the appropriate person to treat your child's conditions and then obtain a referral from a GP or other source.**

Answered: 507 Skipped: 114

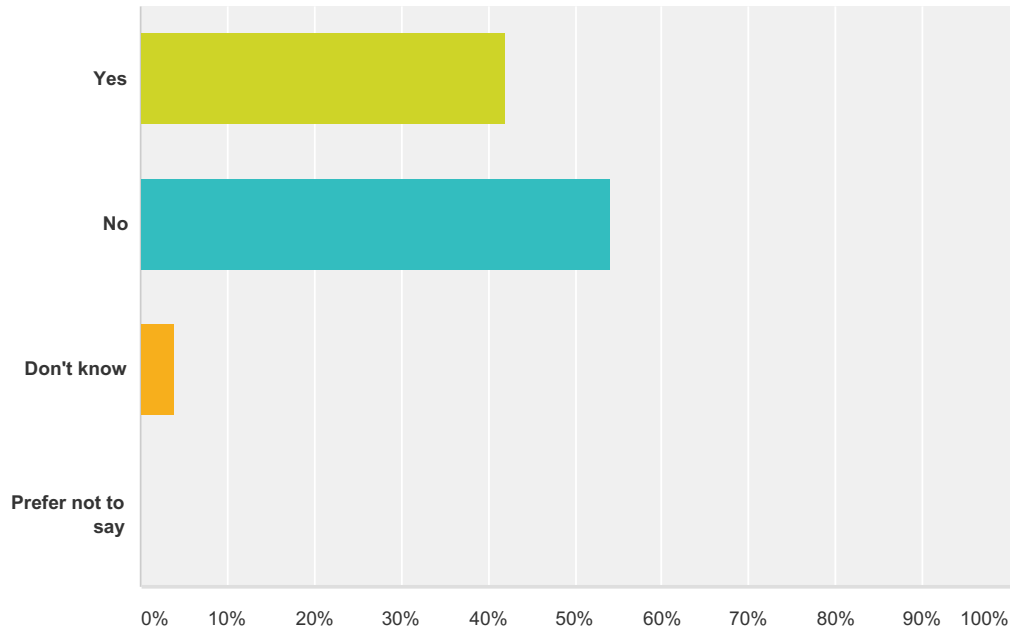


Answer Choices	Responses
Yes	49.31% 250
No	45.76% 232
Don't know	4.54% 23
Prefer not to say	0.39% 2
<b>Total</b>	<b>507</b>



**Q45 Did you experience a delay in time between obtaining a diagnosis for the child's reflux disease and receiving appropriate treatment to manage their condition?**

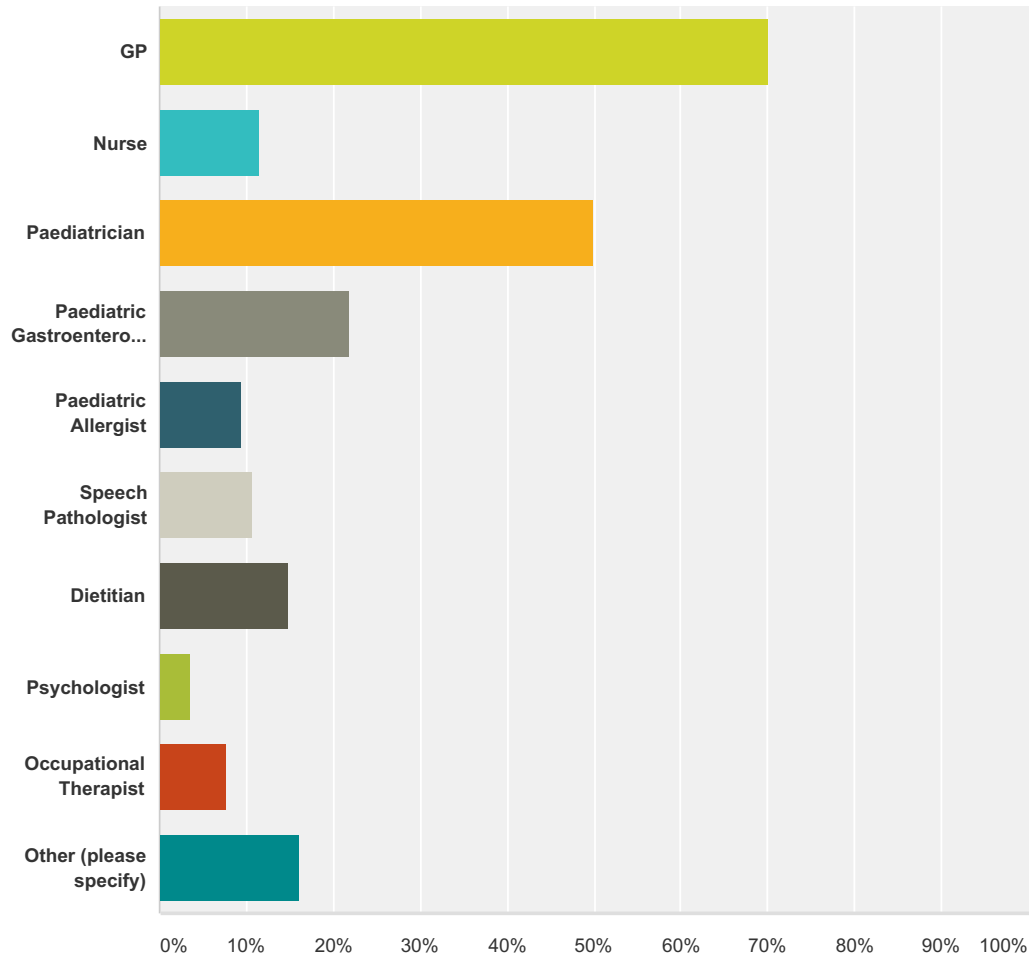
Answered: 522 Skipped: 99



Answer Choices	Responses
Yes	41.95% 219
No	54.02% 282
Don't know	4.02% 21
Prefer not to say	0.00% 0
<b>Total</b>	<b>522</b>

### Q46 What health professionals are currently involved in caring for the child's reflux disease and associated complications/diagnoses?

Answered: 493 Skipped: 128



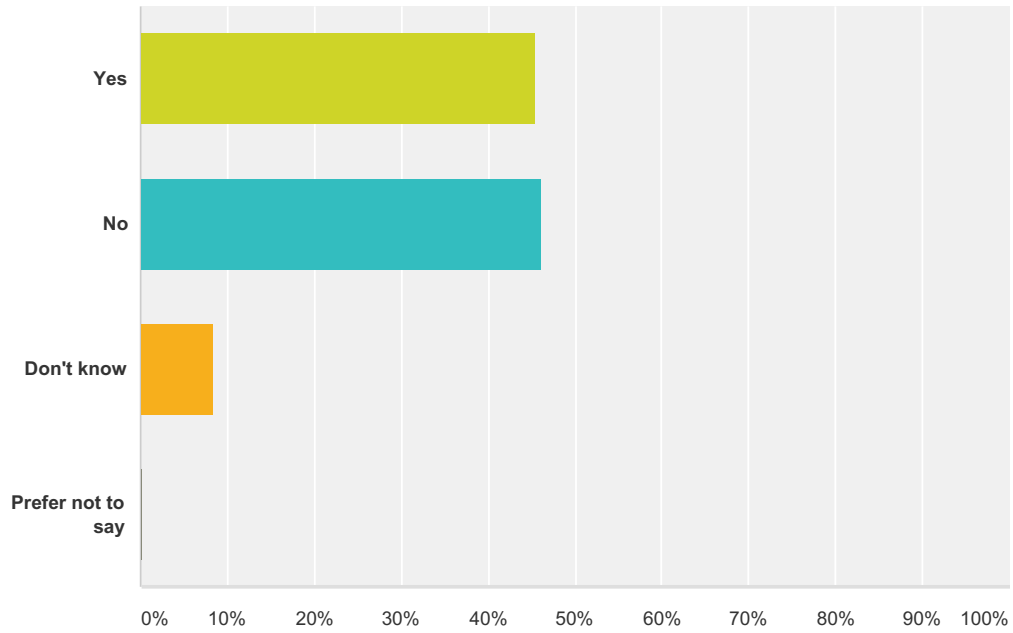
Answer Choices	Responses	Count
GP	70.18%	346
Nurse	11.56%	57
Paediatrician	49.90%	246
Paediatric Gastroenterologist	21.91%	108
Paediatric Allergist	9.33%	46
Speech Pathologist	10.55%	52
Dietitian	14.81%	73
Psychologist	3.45%	17
Occupational Therapist	7.71%	38

## Experience Caring for Babies with Reflux Disease

Other (please specify)	16.02%	79
<b>Total Respondents: 493</b>		

**Q47 Thinking about the child's first year of life, did you feel that the health professionals caring for the child had a good understanding of reflux disease and its complications in babies?**

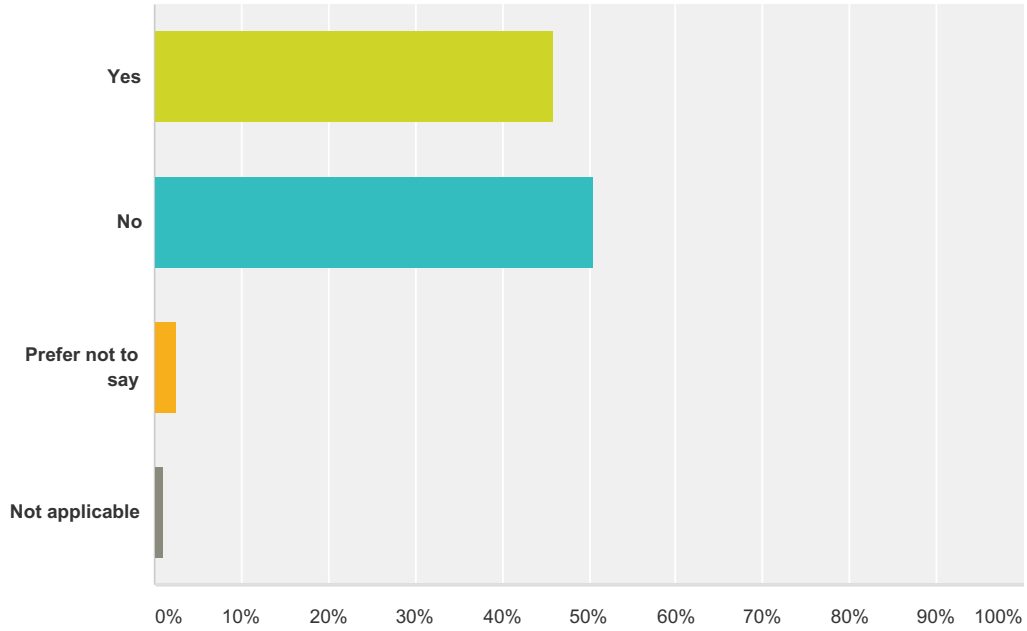
Answered: 517 Skipped: 104



Answer Choices	Responses	
Yes	45.45%	235
No	46.03%	238
Don't know	8.32%	43
Prefer not to say	0.19%	1
<b>Total</b>		<b>517</b>

**Q48 Thinking about the child's first year of life, did you feel that the treating health professionals adequately and appropriately supported you in caring for the child with reflux disease?**

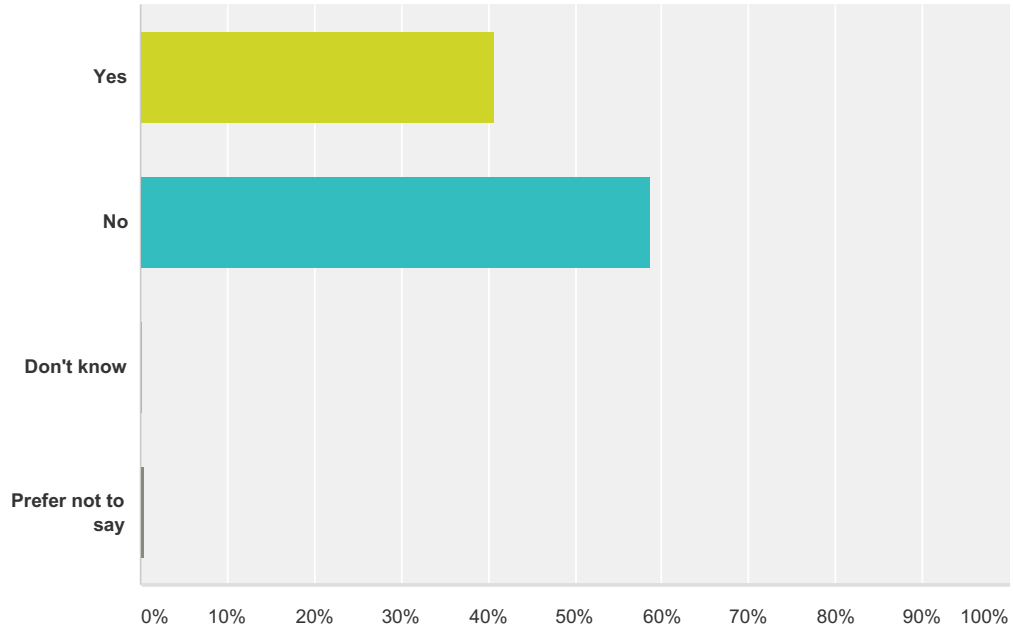
Answered: 524 Skipped: 97



Answer Choices	Responses
Yes	45.99% 241
No	50.57% 265
Prefer not to say	2.48% 13
Not applicable	0.95% 5
<b>Total</b>	<b>524</b>

**Q49 In the first year of the child's life, did you visit hospital or an Emergency Department to seek care and treatment for the child's reflux disease?**

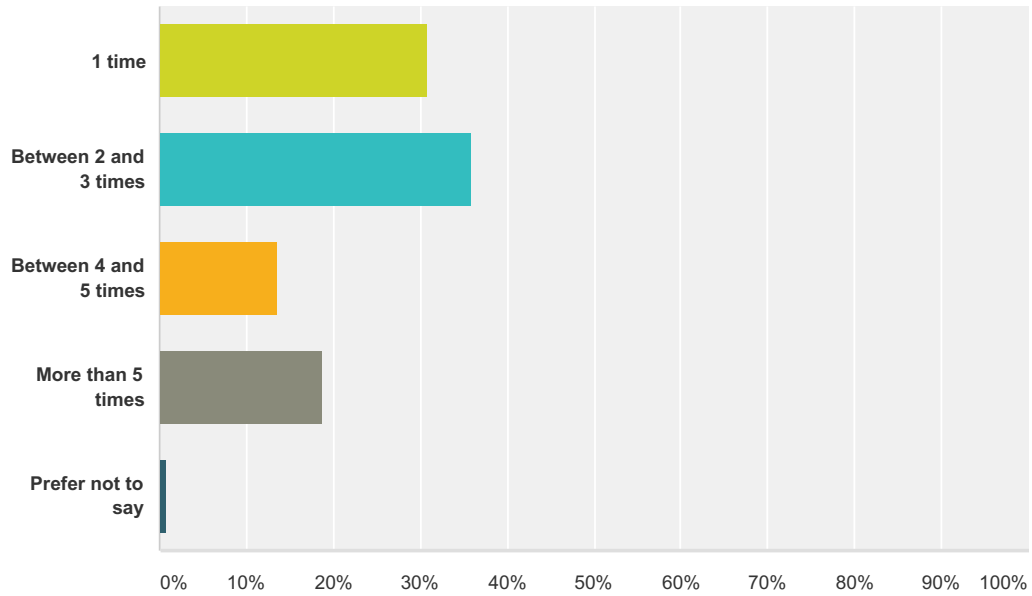
Answered: 525 Skipped: 96



Answer Choices	Responses	Count
Yes	40.76%	214
No	58.67%	308
Don't know	0.19%	1
Prefer not to say	0.38%	2
<b>Total</b>		<b>525</b>

**Q50 If yes, please indicate how many times you have visited hospital to seek care and treatment for the child's reflux disease (or its complications) since the child was born.**

Answered: 214 Skipped: 407



Answer Choices	Responses	Count
1 time	30.84%	66
Between 2 and 3 times	35.98%	77
Between 4 and 5 times	13.55%	29
More than 5 times	18.69%	40
Prefer not to say	0.93%	2
<b>Total</b>		<b>214</b>

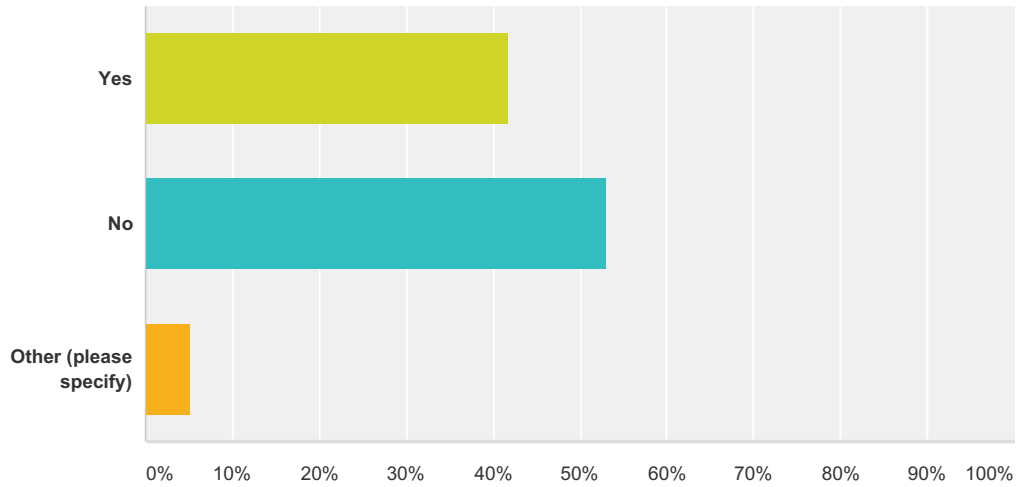
**Q51 Please provide any further comments or information that you would like to share about your journey and experience caring for a child with reflux disease.**

Answered: 129 Skipped: 492



**Q52 Would you be interested in sharing further information about your story or experience by interview? If yes, someone from the Reflux Infants Support Association will be in touch with you to provide more information.**

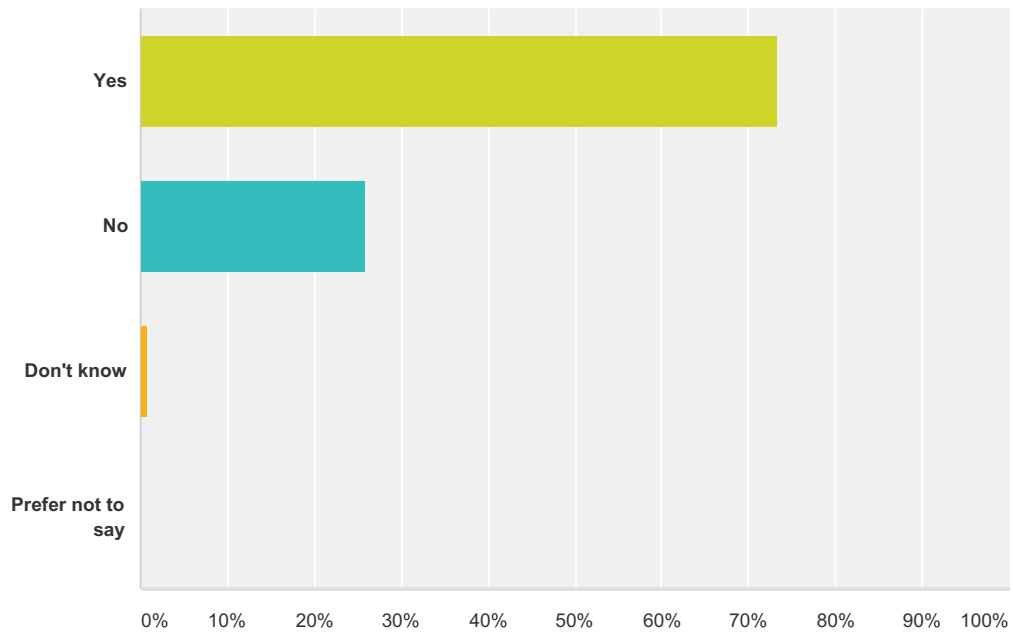
Answered: 501 Skipped: 120



Answer Choices	Responses	
Yes	41.72%	209
No	53.09%	266
Other (please specify)	5.19%	26
<b>Total</b>		<b>501</b>

### Q53 Have you heard of the Reflux Infants Support Association?

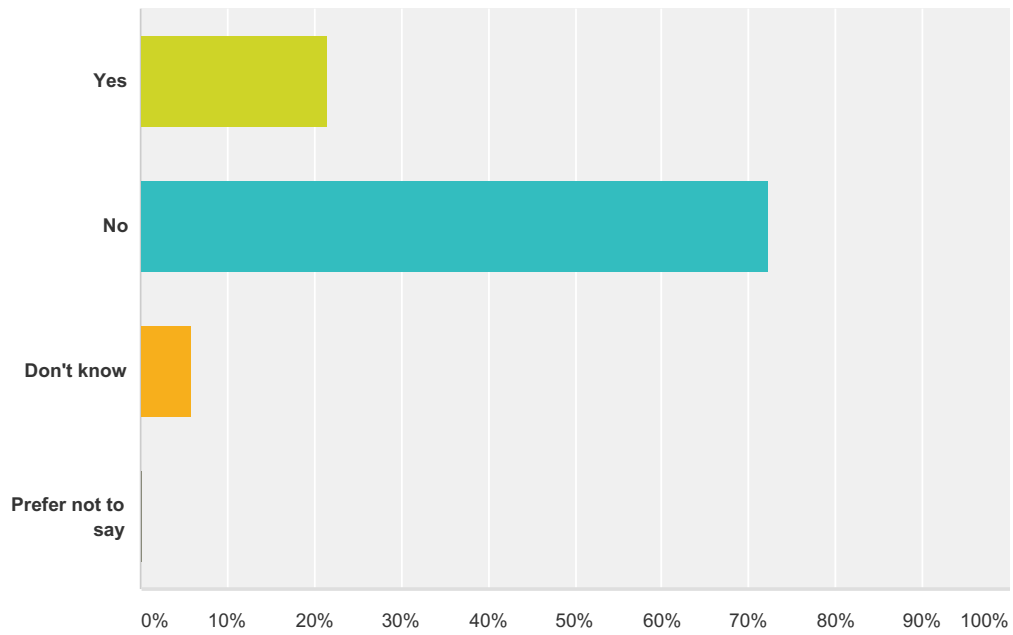
Answered: 514 Skipped: 107



Answer Choices	Responses
Yes	73.35% 377
No	25.88% 133
Don't know	0.78% 4
Prefer not to say	0.00% 0
<b>Total</b>	<b>514</b>

### Q54 Are you a member of the Reflux Infants Support Association?

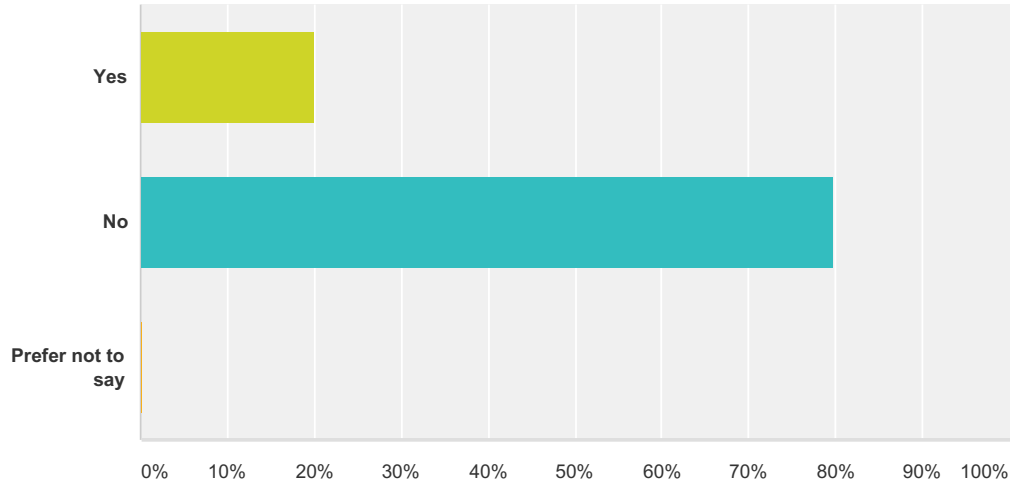
Answered: 488 Skipped: 133



Answer Choices	Responses
Yes	21.52% 105
No	72.34% 353
Don't know	5.94% 29
Prefer not to say	0.20% 1
<b>Total</b>	<b>488</b>

**Q55 Have you connected with any other organisation or support group to help you care for a child with reflux disease?**

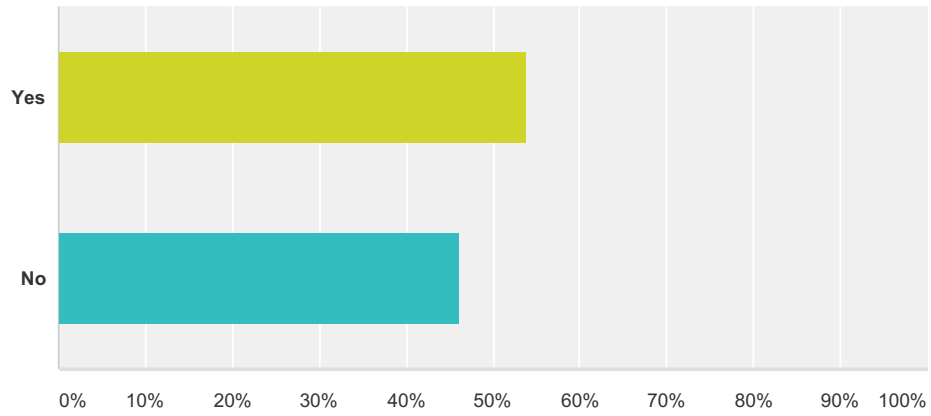
Answered: 509 Skipped: 112



Answer Choices	Responses	Count
Yes	20.04%	102
No	79.76%	406
Prefer not to say	0.20%	1
<b>Total</b>		<b>509</b>

**Q56 Would you like to receive further information about this survey and the work the Reflux Infants Support Association is undertaking?**

Answered: 489 Skipped: 132



Answer Choices	Responses	
Yes	53.78%	263
No	46.22%	226
<b>Total</b>		<b>489</b>

**Q57 If you would like to receive further information, please provide your name and contact details below:**

Answered: 252 Skipped: 369